



Coastal Embankment Improvement Project, Phase-1 (CEIP-1)



**Consultancy Services for Detailed Design, Construction
Supervision and Project Management Support**

**Progress Report No. 80
Month of December 2021**

Table of Contents

Table of Contents	i
List of Tables	iv
List of Figures	vi
Abbreviations and Acronyms	1
1. Executive Summary	4
1.1 General	4
1.2 Implementation of Works under Package W/01 and Package W/02	4
1.2.1 Package W/01 Implementation	4
1.2.2 Package W/02 Implementation	6
1.3 Other tasks of Consultants	7
1.4 Key challenges and risks and recommendations	8
1.4.1 Key Challenges and Risks	8
1.4.2 Recommendations	8
1.5 Contractual Tasks of DDCCS & PMS Consultants	9
2. Summary of Key Achievements during the reporting month	10
2.1 Package-1	10
2.2 Package-2	11
2.3 Package-3	13
2.4 DDCCS & PMS Consultancy Services	14
3. Project Progress	15
3.1 Task A: Review and updated the designs bidding documents and related environmental and social plans (EIAs, EMPs and RAPs) already prepared, ...	15
3.1.1 Review and update of Design of Package-1	15
3.1.2 RAP Implementation Package-1	15
3.1.3 Grievance Redress Mechanism (GRM)	16
3.1.4 Status of Land Acquisition of Package-1	17
3.1.5 Land Acquisition for Package-2	18
3.1.6 Implementation of RAP for Package-2	19
3.1.7 Implementation Activities	19
3.1.8 Payment of Compensation / Resettlement Benefits for Package-2	19
3.1.9 Payment of Compensation under Law (CUL), Package-2	19
3.1.10 Relocation Status of Package-2	20
3.1.11 Grievance Redress Mechanism (GRM)	20
3.1.12 Preparation of EIA of Package-1	20

3.2 Task B: Prepare Design, Bid Documents, EIAs, RAP, etc. for Package-2 Polders	20
3.2.1 Data processing and reviewing the shop drawings	20
3.2.2 Design status of Package-2	21
3.2.3 Preparation of EIA of Package-2.....	21
3.2.4 Preparation of Monthly Progress Report (MPR) of Environmental issues for the month of December 2021.....	21
3.2.5 Meeting for study of fishery/aquatic biota.....	21
3.2.6 Meeting of Environmental Specialists of CEIP-1	21
3.2.7 Renewal of Environmental Clearance Certificate (ECC) for one year	21
3.2.8 Environment-related information, Package-1	22
3.2.9 Information of working areas, no. of workers involved (both local and expatriate) and steps taken by the Contractor on COVID-19 pandemic Package-1	22
3.2.10 Novel coronavirus response, Package-1	23
3.2.11 Environment-related information, Package-2	24
3.2.12 Information of working areas, no. of workers involved (both local and expatriate) and steps taken by the Contractor, Package-2 on COVID-19 pandemic	24
3.2.13 Noise Measurement, Package-2	26
3.2.14 Information on Grievance Collection Box (GCB).....	29
3.2.15 Recording of Workers' History	29
3.2.16 EAP/C-ESMP Monitoring.....	29
3.2.16.1 Key EHS compliance Issues (Package-1)	29
3.2.16.2 Key EHS compliance (Package-2)	30
3.2.17 Progress of Mechanical Works.....	32
3.3 Task B: Prepare Design, Bid Documents, EIAs, RAP, etc. for Package-3 Polders	33
3.3.1 Design	33
3.3.2 Bidding Document of Package-3	33
3.3.3 Preparation of EIA of Package-3.....	34
3.3.4 RAP Preparation of Package-3	34
3.3.5 LAP Preparation for Package-3.....	34
3.4 Task C: Supervise Construction & Administer Contract of Package-1	34
3.4.1 Introduction.....	34
3.4.2 Physical Progress (Mile Stone Matrix)	37
3.4.3 Staffing	51
3.4.4 Finances of Contractor Package-1	51
3.4.5 Emergency Works in Package-CEIP-1/W-01.....	51

3.5 Task C: Supervise Construction & Administer Contract of Package-2	62
3.5.1 Introduction.....	62
3.5.2 Physical Progress (Mile Stone Matrix)	63
3.5.3 Deployment List of Contractor Personnel.....	73
3.5.4 Equipment mobilization	74
3.5.5 Plans for execution of works.....	75
3.5.6 Construction of Regional Office Building at Patuakhali, Kalapara and Pathorghata,76	
3.5.7 Emergency works in different Polders	76
3.5.8 Finance (Invoices) Contractor Package-2	80
3.5.9 Contract Modifications	81
3.5.10 Tentative Forecast of Payment of Package-2:	83
3.6 Task D: Project Management Support Services.....	83
3.6.1 Financial Projection.....	83
3.6.2 Modification of Consultancy Contract	83
3.7 Consultant Inputs	84
3.7.1 Staffing and staff changes approved or in process during the month	84
3.7.2 Monthly Tentative Forecast of Payment for DDCCS & PMS Consultants:	86
3.7.3 Finance (Invoices) RHDHV/DDCCS & PMS Consultants	86
Annex 1: Updated Physical Site Works: Package-1& 2	88
Annex 2: Labour Influx Report	90
Annex 3: Key Performance Indicators and Targets per PAD/RDPP.....	100

List of Tables

Table 3-1: Payment of Resettlement Benefit to squatter in Package-1.....	15
Table 3-2: Polder- wise payment of CUL made by DCs Khulna & Bagerhat till December 2021 ..	15
Table 3-3: Updated Relocation Status as of December 2021	16
Table 3-4: The status of complaints/cases received and resolved by GRC under Packge-1	16
Table 3-5: Status of land acquisition for 4 four Polders under Package-1	17
Table 3-6: Status of land acquisition for Package-2	18
Table 3-7: Payment of Resettlement Benefit to squatter in Package-2.....	19
Table 3-8: Polder- wise payment of CUL made by DCs Pirojpur, Barguna & Patukhali till December 2021.....	19
Table 3-9: Status of relocation in Package-2	20
Table 3-10: The status of complaints/cases received and resolved by GRC	20
Table 3-11: Information for the month of December 2021	22
Table 3-12: Information on locations of various work sites, involved number of workers and safety issues followed in Package-1 areas during the month of December 2021	23
Table 3-13: Environmental-related Information, Package-2 for December 2021	24
Table 3-14: Work site information of Package 2, CEIP-1 during the period December 2021	25
Table 3-15: Noise Records of Polder 39/2C	26
Table 3-16: Noise level of Polder 40/2.....	26
Table 3-17: Noise level of Polder 41/1.....	27
Table 3-18: Noise level of Polder 43/2C.....	27
Table 3-19: Noise level of Polder 48	28
Table 3-20: Measures taken on EHS Risk Management and EAP for Package-1	29
Table 3-21: Measures taken on EHS Risk Management and C-ESMP for Package-2	30
Table 3-22: Status of Design for Package-3	33
Table 3-23: Physical Works Status of Package-1 as of December 2021	37
Table 3-24: Polder wise Physical Works status of Package-1 as of December 2021	38
Table 3-25: Detailed information of Construction Status of Embankment of Package-1.....	39
Table 3-26: Detailed information of Construction Status of Drainage Channel of Package-1	41
Table 3-27: Detailed information of Construction Status of Drainage Sluices of Package-1	42
Table 3-28: Detailed Information of Construction Status of Flushing Sluices of Package-1.....	43
Table 3-29: Detailed Information for Repairing of Drainage & Flushing Sluices of Package-1	44
Table 3-30: Detailed Information of Slope Protection Works of Package-1	45
Table 3-31: Detailed Information of Bank Protection Works of Package-1	46
Table 3-32: Detailed Information of Construction of Closure Dam of Package-1.....	46
Table 3-33: CC Blocks Production as of December 2021	49
Table 3-34: Information regarding Repairing of Flushing Sluices and Drainage Sluices	50
Table 3-35: List of Flushing Sluices Dropped from the repairing Program	50
Table 3-36: List of Polder-wise Manpower Deployed to the Site of Package-1.....	51
Table 3-37: Tentative forecast of Payment for FY 2021-22 of Package-1	51
Table 3-38: Summary of Emergency works under the head of "Environmental Mitigation Works" ..	52
Table 3-39: Summary of Emergency works under the head of "Physical & Price Contingency" ...	52
Table 3-40: Details of Emergency Works under the head of "Environmental Mitigation Works" ..	53

Table 3-41: Detailed of Emergency Works under the head of "Physical & Price Contingencies" ...	56
Table 3-42: Physical Works Status of Package-02 as of December 2021.....	63
Table 3-43: Polder wise Physical Works status of Package-2 as of December 2021	64
Table 3-44: Chainage wise Detailed Information of Construction of Embankment for Package-2	65
Table 3-45: Channel Wise detailed Information for Construction of Drainage Channel for Package-2	67
Table 3-46: Detailed Information of Construction Status of Drainage Sluice for Package-2	68
Table 3-47: Detailed Information of Construction Status of Flushing Sluice for Package-2	69
Table 3-48: Detailed Information of Repair of Drainage & Flushing Sluice for Package-2	70
Table 3-49: Detailed Information for Slope Protection Work for Package-2	70
Table 3-50: Detailed Information Bank Protection Work for Package-2	71
Table 3-51: Detailed Information Construction of Closure Dam for Package-2	71
Table 3-52: CC Blocks Production as on December 2021	73
Table 3-53: Contractor Staffs available in Package-2.....	74
Table 3-54: Mobilisation List of Equipment for Package-2.....	74
Table 3-55: Summary of Emergency works under the head of "Environmental Mitigation Works"	76
Table 3-56: Summary of Emergency works under the head of "Physical & Price Contingency" ...	77
Table 3-57: Detailed of Emergency Works under the head of "Provisional Sum"	78
Table 3-58: Detailed of Emergency Works under the head of "Physical & Price Contingency"	79
Table 3-59: Tentative forecast of Payment for FY 2021-22 of Package-2	83
Table 3-60: Overview of Staffing (including Proposed Replacements)	84
Table 3-61: Tentative forecast of payment for DDCCS & PMS Consultants for FY 2021-2022	86
Table 3-62: Overview of Consultants Invoices since Project Inception	86

List of Figures

Figure 1-1: Polder wise Progress of Package-1	5
Figure 1-2: Polder wise Progress of Package-2	7
Figure 3-1: Item Wise Progress of Package-1	35
Figure 3-2: Construction/Re-sectioning of Embankment of Package-1	47
Figure 3-3: Drainage Channel of Package-1	47
Figure 3-4: Construction of Drainage Sluices of Package-1	47
Figure 3-5: Construction of Flushing Sluice of Package-1	48
Figure 3-6: Construction of Slope Protection of Package-1	48
Figure 3-7: Construction of Bank Protection works of Package-1	48
Figure 3-8: CC Blocks Production of Package-1.....	49
Figure 3-9: Completed DS of Polder-32	49
Figure 3-10: Completed Slope Protection Works in Polder-32.....	49
Figure 3-11: Nalian Closure Dam of Polder-32 (completed)	49
Figure 3-12: Nalian Closure Dam of Polder-32 (completed)	49
Figure 3-13: Nalian Closure Dam of Polder-32.....	50
Figure 3-14: Completed DS-10 of Polder-33.....	50
Figure 3-15: DS-9 of Polder-33	50
Figure 3-16: DS-6 of Polder-35/3 (Completed).....	50
Figure 3-17: S-Curve of Package-1.....	61
Figure 3-18: Item Wise Progress of Package-2	62
Figure 3-19: Construction/Re-sectioning of Embankment of Package-2	71
Figure 3-20: Construction of Drainage Channel of Package-2.....	71
Figure 3-21: Construction of Drainage Sluice of Package-2.....	72
Figure 3-22: Construction of Flushing Sluice of Package-2.....	72
Figure 3-23: Construction of Slope Protection of Package-2.....	72
Figure 3-24: Construction of River Bank Protection of Package-2	73
Figure 3-25: CC Blocks Production of Package-2	73
Figure 3-26: Bank Protection with Pitching Works (Polder 39/2C).....	74
Figure 3-27: Ongoing Slope Protection Works (Polder 40/2), Barguna.....	74
Figure 3-28: Ongoing DS-3 In Polder-43/2C	75
Figure 3-29: Embankment Work in Polder-40/2.....	75
Figure 3-30: Slope Protection work For KM 30+800 to Km 31+450 in Polder-48.....	75
Figure 3-31: Embankment in Polder- 47/2	75
Figure 3-32: S-Curve for Package-2.....	82

Abbreviations and Acronyms

ARIPO	Acquisition and Requisition of Immovable Property Ordinance
BADC	Bangladesh Agriculture Development Corporation
BARI	Bangladesh Agriculture Research Institute
BBS	Bangladesh Bureau of Statistics
BIWTA	Bangladesh Inland Water Transport Authority
BoQ	Bill of Quantities
BRRRI	Bangladesh Rice Research Institute
BTM	Bangladesh Transverse Mercator
BWDB	Bangladesh Water Development Board
BM	Bench Mark
CC	Climate Change or Cement Concrete (no re-bar, e.g. CC blocks)
CCL	Cash Compensation under Law
CDP	Coastal Development Policy
CDMP	Comprehensive Disaster Management Program
CDS	Coastal Development Strategy
CDSP	Char Development and Settlement Project
CEGIS	Centre for Environmental and Geographic Information Services
CEIP-1	Coastal Embankment Improvement Project – Phase 1
CEP	Coastal Embankment Project
CERP	Coastal Embankment Rehabilitation Project
CES	Coastal Embankment System
CPP-I	Cyclone Protection Project - I
CPP-II	Cyclone Protection Project - II
CZE	Coastal Zone Embankment
CZPo	Coastal Zone Policy
CZWMP	Coastal Zone Water Management Program
CSPS	Cyclone Shelter Preparatory Study
DAE	Department of Agriculture <i>Extension</i>
DC	Deputy Commissioner
DDCS&PMS	Detailed Design Construction Supervision and Project Management Support (RHDHV)
DEM	Digital Elevation Model
DevCon	DevConsultants Ltd. Bangladesh Consultants
DHI	Danish Hydraulic Institute, Denmark
DLR	Director Land Records
DoE	Department of Environment
DoF	Department of Fisheries
DPM	Design Planning & Management Consultants
EAP	Environmental Action Plan
ECRRP	Emergency Cyclone Recovery and Restoration Project
EDP	Estuary Development Program
EHS	Environmental Health and Safety
EIA	Environmental Impact Assessment
EMA	External Monitoring Agency
EMP	Environmental Management Plan

EPG	Embankment Protection Group
EPs	Entitled Persons
ES	Embankment Settlers
FAP-7	Flood Action Plan -7
FCDI	Flood Control Drainage & Irrigation
FGD	Focus Group Discussion
FFG	Foreshore Forestry Group
GoB	Government of Bangladesh
GPP	Guidelines for People's Participation
GPS	Global Positioning System
GRM	Grievances Redress Mechanism
GRRP	Gorai River Restoration Project
IBRD	International Bank for Reconstruction & Development
ICB	International Competitive Bidding
ICZM	Integrated Coastal Zone Management
ICZMP	Integrated Coastal Zone Management Plan
ICZMP	Integrated Coastal Zone Management Program
IDA	International Development Agency
IESCs	Important Environmental and Social Components
IoL	Inventory of Losses
IPC	Interim Payment Certificate (invoice of Contractor)
IPSWAM	Integrated Planning for Sustainable Water Management
IWM	Institute of Water Modelling
IEE	Initial Environmental Examination
KJDRP	Khulna Jessore Drainage Rehabilitation Project
KAFCO	Karnaphuli Fertilizer Company Limited
LAP	Land Acquisition Plan
M&EC	Monitoring and Evaluation Consultants (Third Party Consultants)
MES	Meghna Estuary Studies
MOEF	<i>Ministry of Environment and Forest</i>
MOFDF	Ministry of Food and Disaster Management
MOWR	Ministry of Water Resources
MSL	Mean Sea Level (expressed in + or – mPWD)
NEPo	National Environmental Policy
NGO	Non-Government Organization
NWMP	National Water Management Plan
PAP	Project Affected People
PAVC	Property Assessment and Valuation Committee
PBM	Permanent Bench Mark
PDC	Polder Development Committee
PMU	Project Management Unit
PWD	Public Works Department (e.g. + 3 mPWD)
RHDHV	Royal HaskoningDHV and Partners (The Engineer, DDCS & PMS Consultants)
RAP	Resettlement Action Plan
RF	Result Framework
RoR	Record of Rights

SIA	Social Impact Assessment
SLR	Sea Level Rise
SMRPFW	Social Management and Resettlement Policy Framework
SRP	System Rehabilitation Project
SWZ	South Western Zone
SZ	Southern Zone
SoB	Survey of Bangladesh
TRM	Tidal River Management
TBM	Temporary Bench Mark
ToR	Terms of Reference
WARPO	Water Resources Planning Organization
WB	World Bank
WMA	Water Management Association
WMIP	Water Management Improvement Project
WSIP	Water Sector Improvement Project
WUA	Water Users Association

1. Executive Summary

1.1 General

This Monthly Progress Report (MPR) is over the month of **December 2021**. The Executive Summary Chapter will highlight the various developments and issues at stake in a qualitative manner whereas the remaining Chapters will provide more quantitative information and details on the activities and progress of the month of December 2021.

The Executive Summary will first focus on the implementation of the 2 (two) Construction Contracts for **Package W/01** and **Package W/02**. Secondly, in this section, the Consultants activities are also addressed. Activities and issues of a more general nature will be addressed thereafter.

1.2 Implementation of Works under Package W/01 and Package W/02

In the current phases of the CEIP-1 Project, Consultant's focus is on the progress of the construction of Civil Works for Package W/01 and Package W/02. Other Consultant's tasks are summarised separately in this Chapter. Physical progress for Package-1 is very minor and a satisfactory percentage of physical progress has been achieved for Package-2, as they have now taken up the Works in many sections of the Polders. In previous months, the impact of the pandemic of Corona Virus was still felt and not positively contributing to the progress of the Works which hampered Chinese Staff returning to Bangladesh due to strict and lengthy entrance and visa procedures. Things have now been improved and all Chinese Staff, as per target, have returned to Bangladesh. In summary, still, it is noted that the Package-2 is facing huge delays which are a major concern of the Government of Bangladesh.

1.2.1 Package W/01 Implementation

The key issues for the month of December 2021 regarding Package-1 are summarised below as follows:

- The physical progress up to December 2021 is 96.48% against the updated target of 97.77% as per Revised Work Program. The overall progress is lagging by 1.29% compared to the Revised Work Program target. The completion date of this Contract was 30th June 2021, it has been extended up to 31st March 2022 by the Competent Authority which is communicated by the Project Director vide memo no. CEIP-1/W-01/15 dated: 3rd January 2022 with the condition that no claim will be acceptable due to this Extension of Time.
- In addition to the issues, the Contract was already extended for the second time up to 30th June 2021 but due to, amongst others, mismanagement of the Contractor and the pandemic of Corona Virus, the Contractor could not complete all the Works within the extended time. Hence, the completion date has been extended for the 3rd time as per request of the Contractor and thereafter recommendation of the Engineer regarding said request.
- The Contractor has completed 38 nos. Drainage Sluices and 29 nos. Flushing Sluices as per target of the Results Framework and those are handed over to the Employer for using by the beneficiaries. As per assessment of the Engineer, the Works of Polder 33 and 35/3 have been substantially completed and accordingly Taking-Over Certificates for Polder 33 and 35/3 have been issued as per GCC Sub-Clause 10.1 (a) and 11.1;

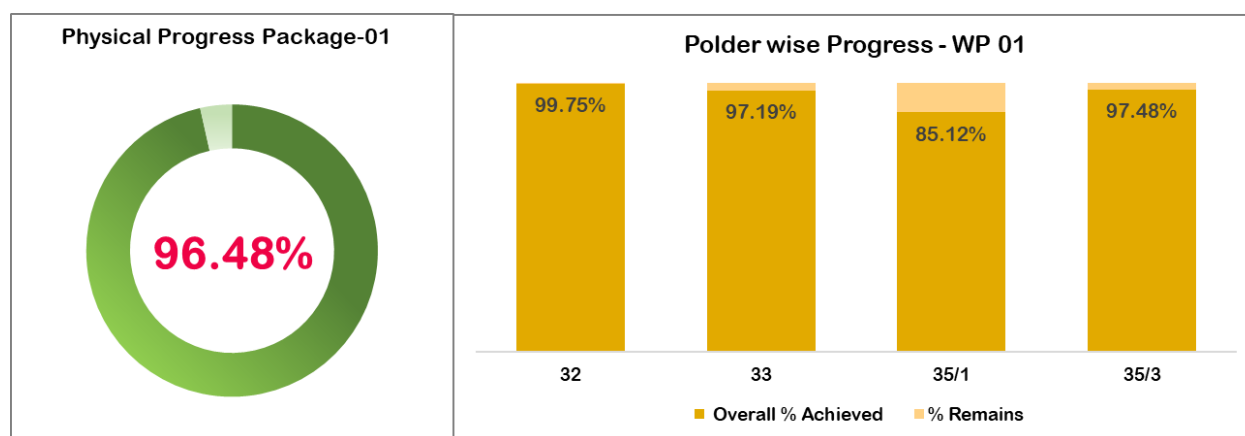


Figure 1-1: Polder wise Progress of Package-1

- The Engineer requested the Contractor to implement Additional Bank Protection Works which are urgently needed to safeguard the Embankments of Polder-32 against riverbank erosion. The Engineer provided the terms and conditions as per Works Contract and accordingly, the Contractor has submitted a draft Variation Proposal including Bill of Quantities. Contractor and Engineer had various meetings and negotiated a cost estimate and submitted to PMU vide letter no. RDCOR_BC5883-100_L02825_JHL_AAM dated 15th December 2020 soliciting the permission to finalise a draft Variation Order based on the negotiated cost for the interest of the Project. Employer reviewed the cost estimate and provided some observations and requested for further negotiation based on the observations. As per advice of the Employer the Engineer further negotiated with the Contractor as per observations of the Employer and negotiated a cost estimate and submitted to the PMU vide letter no. RDCOR_BC5883-100_L02901_JHL_MAR dated **20th January 2021** soliciting the permission to prepare a draft Variation Order based on the negotiated cost for the commencement of the project within the prevailing dry season for the interest of the Project.
- Due to delay in the latter process and the urgent need to combat erosion in Polder 32, the Engineer proposed a phased implementation of these Works, considering first implementing so called "precautionary" Emergency works like dumping of geo-bags which will be thereafter integrated with the permanent Works consisting of 'amongst others, CC blocks dumping. According to this proposal the Project Director CEIP-1 accompanying Team Leader and Deputy Team Leader of DDSCS & PMS Consultants, inspected the vulnerable locations of Polder-32 on 10th March, 2021 and after threadbare discussion in a meeting held on 10th March 2021 at Khulna, the Project Director, CEIP-1 decided to take necessary measures to combat the ongoing erosion of the vulnerable locations immediately through said Precautionary Emergency Works by dumping 250 kg Geo-bags as per design and drawings. It was also decided in the meeting that the existing working Contractor is to be engaged to execute this Precautionary Emergency Riverbank Protection Works. Accordingly, the existing working Contractor was instructed to do the bathymetric surveys of the identified vulnerable locations and provide the site plan and design data of each location. The Contractor supplied the site plan and design data of all identified vulnerable locations.
- The draft design and drawings were prepared by the DDSCS & PMS Consultants based on the supplied site plan and design data. The draft design and drawings with the detailed estimates were submitted to the Project Director in the period 4th to 10th April 2021 for further action from his end. Subsequently, the Engineer sent the draft design and drawings with the detailed estimates to the Contractor with request to take immediate action based on the draft design and drawings to protect the breaching of the embankment and ultimately to save the properties and lives of the people living in the Polder.

- The Contractor started the Precautionary Emergency Works based on the instruction of the Project Director, PMU, CEIP-1 and Engineer through several digital meetings and the approval of the designs and estimates are yet pending to the Competent Authority. The approval of the design and estimates are urgently required to issue the work orders to the Contractor. The progress of precautionary emergency works is very slow due to unwillingness of the Contractor undertaking these Works, and, as said, detailed designs are yet to be approved by the Competent Authorities. Later, the Project Director informed vide memo no. CEIP-1/W-01/647 dated 7th June 2021 in response to said Engineer's reference no. RDCOR_BC5883-100_L02901 dated 20th January 2021 that they did not agree to the proposition of the Engineer to provide new rates for the items that are included in the BoQ and suggested that the rates of those items should be valued pursuant to GCC Sub-Clause 12.3. The Project Director also advised to take up the matter again with the Contractor and finalize the issue following Contract Conditions. The Engineer held several meetings and several correspondences with the Contractor to negotiate as per advice of the Project Director, but the Contractor informed vide their ref.no. CHWE/CEIP-1/EN/0486 dated 28th June 2021 that they were not in a position to lower the cost than the already mutually agreed cost estimate on 20th January 2021. The latest updated information regarding Additional Bank Protection works of Polder-32 had been conveyed to the Project Director vide Engineer's reference no. RDCOR_BC5883-100_L003224 dated 3rd July 2021 and the Project Director again advised to negotiate with the Contractor. It is noted that undertaking is not a Contractual obligation of the Contractor, however, on the other hand, delays caused by the Contractor in earlier stages of the Project may have now resulted in erosion which could otherwise have been avoided if Works were implemented in time; the latter is a Contractual issue, and the Engineer is looking into to this. The Consultant prepared a Technical Report on the additional bank protection works and possible retired embankment and the Project Director will constitute a Technical Committee to prepare a plan on taking this forward. On 8th October 2021, the Project Director, Contractor and Consultant conducted a site visit to Polder-32 and assessed the vulnerable erosion sites.
- A Technical Committee has been constituted with specific terms of reference by the Competent Authority of Bangladesh Water Development Board (BWDB) vide memo no. 42.01.0000.032:06.008.21-176 dated:6th December 2021 to prepare a Technical Report with recommendation based on the updated data of field level inspection and feasibility study in order to protect Polder No. 32 in Khulna district, by constructing sustainable embankment and implementing river bank Protection Works by Geo/Geo Tube. The Committee has already visited the said Polder from 24th December to 25th December 2021.
- Due to heavy rainfall at the end of July 2021, serious waterlogging occurred in Polder 35/1. As a temporary measure, Engineer instructed Contractor to install temporary pipes in the Embankments at 9 critical locations. Engineer is now reviewing possible additional long-term solutions when needed. By this time, an Intermediate Report on the waterlogging of Polder 35/1 has been submitted by the Engineer to the Project Director for review and suggestions. Comments received from the World Bank have been addressed. A Technical Committee will now take this further and provide recommendations for next steps.

1.2.2 Package W/02 Implementation

The key issues for the month of December 2021 regarding Package-2 are summarised below as follows:

- The physical progress up to December 2021 is 73.33% against the updated target of 80.61% as per Revised Work Program. The overall progress is lagging by 7.27% compared to the Revised Work program target. The Contract has been extended up to 30th June 2022 by the Competent Authority which is communicated by the Project Director vide memo no. CEIP-1/W-02/695 dated 14th June 2021. The Contractor submitted the Revised Work

Program for the remaining works considering the completion date of the Contract is on 30th June 2022. Revised Work Program was reviewed by the Engineer and submitted to the PMU vide Engineer's ref. no. RDCOR_BC5883-100_L003335 dated 27th September 2021. The Project Director provided some observations on the Revised Work Program vide ref. no. CEIP-1/W-02/1528 dated 27th October 2021. The Engineer has responded to the observations of the Project Director vide Engineer's ref. no. RDCOR_BC5883-100_L003393_JHL_AAM dated 2nd November 2021.

- Due to 'amongst others' land acquisition problems in some Polders and the pandemic of Corona Virus, it was not being possible by the Contractor to complete all the Works of this Contract within the original Contract period. Based on this, the Contractor submitted a Claim for Extension of Time with a detailed report and supporting documents. It is noted that mismanagement on the chain of commands within the team of the Contractor also caused delays and hence land acquisition problems are not the only reason for the delays. The Claim report for Extension of Time was evaluated by the Engineer and submitted to the PMU vide Engineer's ref.no. RDCOR_BC5883-100_L003057 dated 15th April, 2021 after responding on the observations and fulfilling the requirements of the Employer. However, the Extension of Time (EoT) for Contract No. CEIP-1/W-02 has been approved by the competent authority up to June 30, 2022 which is informed by the Project Director vide memo no. CEIP-1/W-02/695 dated 14th June, 2021;

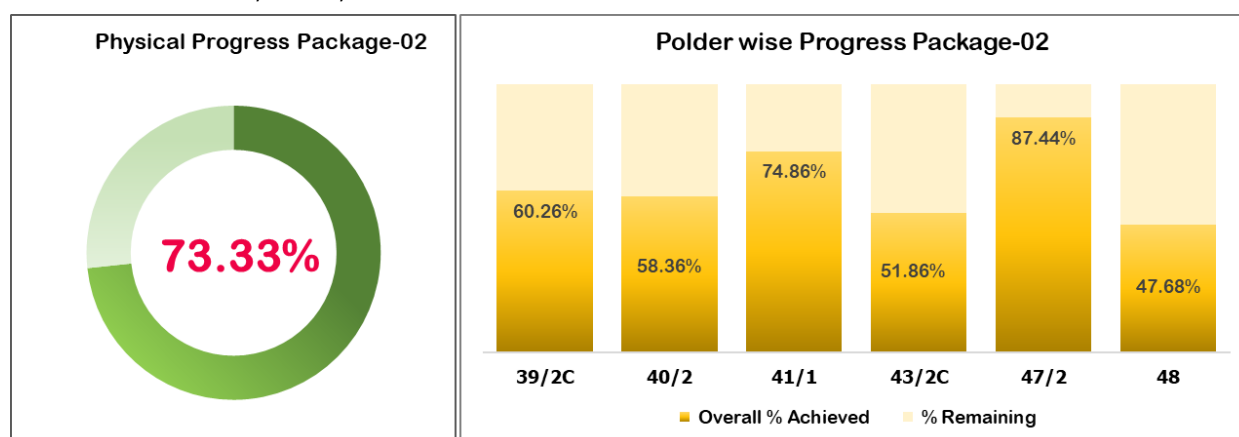


Figure 1-2: Polder wise Progress of Package-2

- In general, it is noted that it was extremely difficult to get the Contractor moving despite many meetings organised between Employer, Engineer and Contractor and letters sent by the Engineer to Contractor and Head Quarters in China. In the last month, for the first time signs of improvement resulted a significant higher physical progress. However, pressure on Contractor should be continued and increased to achieve the targets set.

1.3 Other tasks of Consultants

The key issues for the month of December 2021 regarding the other tasks of Consultants are summarised below:

1. In the latest development the World Bank has approved all the EIA reports of 6 (six) Polders under Package-3;
2. Activities also involved the development of a Web based system for tracking of land acquisition, GRM and various video call meetings were conducted to this end with World Bank and the Project Director; this task is nearly completed and awaiting the finalisation of the user acceptance test (UAT). The latter can only be conducted on BWDB servers and Consultant is awaiting to go ahead to conclude the final UAT. Consultant had various

meetings on this with PMU's Staff, however, no final UAT could be conducted awaiting this go ahead.

3. The development and implementation a pilot for an ICT (Information and Communications Technology) remote monitoring system as included in the Amended Contract commenced.
4. Various Technical Committees were Constituted by the Project Director regarding land acquisition, design approaches, embankments in Polder-48, erosion control Polder-32 and waterlogging issues in Polder-35/1. Consultants prepared various reports and participated in these Technical Committees;
5. Monitoring of the progress of the Works has been increased by establishing a 72-hours progress report allowing to closely monitor and take swift action where needed;
6. The Consultants supported the PMU with various reports and recommendations and attended various Zoom meetings with World Bank and other stakeholders as and whenever required.

1.4 Key challenges and risks and recommendations

1.4.1 Key Challenges and Risks

The key challenges and risks are listed below:

1. Risks related to the site situations with respect to availability of lands joint efforts with all stakeholders, including the Client's Local Offices, DC's, Contractor and Consultants, are applying their utmost efforts to organise this in a practical and pragmatic manner. It is Consultant's view that the progress is possible to be made only by the joint efforts of BWDB and Consultants in the interest of the CEIP-1 Project. This is an area which requires continued highest attention of all concerned.
2. The global Corona virus is hampering and limiting and, in some cases, stopped the movement of Staff of both the Contractors of Package-W/01 and W/02 and the Consultants. Consultants are following the guidelines of the World Health Organisation and Bangladesh Authorities. The recent increase in COVID-19 cases may result in restrictions which could hamper progress of Works and associated activities of Consultants;
3. Due to continuously arising need for emergency activities, Staff is not always in a position to take leave; the latter may cause certain Staff running out of their associated ceiling inputs of said Amended Contract. The Project Director agreed upon preparing a Modified Contract to allow for these changes and accordingly, Modified Contract No.1 to Amended Contract No.2 has been prepared and submitted to PMU vide e-mail dated 16th November 2021 and Consultants are awaiting further advise from the Project Director;
4. It should be noted that both the Packages are nearing completion and all outstanding issues which are not resolved should be addressed soon in order not to "pile" up many outstanding and unresolved issues when Contracts will be completed;
5. A number of Staff replacements were required, and Consultant has proposed new candidates which are currently being reviewed by the Project Director. It is noted that it is a challenge getting the right Staff with appropriate capabilities and skills working in remote areas in the Polders;
6. Main challenge remains pushing both the Contractors to complete the Works in time.

1.4.2 Recommendations

The following recommendations are being furnished:

- When there would be a land availability issue, joint efforts of Contractors, Engineer and Employer should be enhanced to solve the issues at stake. It is highly appreciated that the Employer plays a vital role here and increased efforts should continue; rooms for improvement are less reporting and more resolving on the spot;

- In view of the delays, Engineer will continue pushing the Contractors and making them aware of their Contractual obligations;
- Consultant will optimise their resource planning to comply with the needs of the Project; which are, as said, sometimes difficult to predict.

1.5 Contractual Tasks of DDCS & PMS Consultants

The specific objectives of the CEIP-1 Consultancy Services are described by the following tasks:

- Task A : Review and update the designs bidding documents and related environmental and social plans (EIAs, EMPs, and RAPs) already prepared;
- Task B : Prepare detailed designs for all remaining polders and works that would be included in the project, including the Engineering and Environment and Social studies (i.e. preparation of EIA, EMP and RAP for each remaining polders);
- Task C : Supervise construction of all works under the Project, and do the contract management as "The Engineer", according to FIDIC rules and regulations and the World Bank Guidelines and its standard bidding documents;
- Task D : Provide overall project management support to the BWDB and Project Management Unit (PMU).

The Construction Works will be executed by BWDB as Employer and the Consultant will function as the Engineer of the Civil Works contracts as per FIDIC. The Consultant will administer the Civil Works contracts and ensure that the project works are implemented in accordance with the provision of the Contracts. The Consultant nominated Engineer's representative for 4 and 6 Polders in Package-1 & 2 respectively under each respective Works Contract.

2. Summary of Key Achievements during the reporting month

2.1 Package-1

No.	Item	Key Achievements during the month – Package-1
1	Works	<ul style="list-style-type: none"> ➤ Construction / Re-Sectioning of Embankment: 0.600 Km (Full) & 0.345 Km (Part); ➤ Excavation / Re-Excavation of Drainage Channel: 0.150 Km; ➤ Construction of Drainage Sluice: 38 nos. Completed; ➤ Repair of Drainage Sluice: 2 nos. Completed. ➤ Construction of Flushing Inlet: 29 nos. Completed; ➤ Repair of Flushing Inlet: 14 nos. Completed; ➤ Embankment Slope Protection Works: 0.483 Km; ➤ River Bank Protection Works: 4.25 Km Completed; ➤ Nalian Closure Dam: Overall Physical progress 100%. Completed.
2	Contractor Resources	Updated by Contractor Package-1 in terms of labour and equipment.
3	RAP and status of resettlement Payment	<ul style="list-style-type: none"> • The numbers of entities as of December 2021 stands at 5,373 of whom 4,645 non-titled (Squatters), 448 tenants and 280 as wage labours. • BDT 6,094.67 lac has been paid to the 4,338 non-titled EPs (squatters) including 174 numbers tenant and 137 numbers wedge labours as compensation/resettlement benefit against their affected residential, fish gher, commercial, tress. Moreover, the compensation has been paid for Social Forestry (27 nos. for CPR) is BDT 16.12 lac and for removing 76 nos. electric poles an amount of BDT 25.48 lac. Total 6,136.27 lac has been compensated /as resettlement benefit in Package-1 up to December 2021.
4	Status of Land Acquisition	<ul style="list-style-type: none"> • 131.36ha of land is programmed for acquisition (Polder-32 = 50.60 ha., Polder-33 =14.28 ha., Polder-35/1 =41.47 ha. & Polder-35/3 = 25.01 ha.). • A total 131.36 ha. of land finally approved by MoL and DC for acquisition. • BWDB has placed fund for 131.36 ha. of land to DCs. • Possession received a total 130.78 ha. of land (Polder-32 = 50.02 ha., Polder-33 =14.28 ha., Polder-35/1 = 41.47 ha. & Polder-35/3 = 25.01 ha.) • A total of 0.58 ha. lands are yet to be received which are pending for procession for Polder no. 32 of Sreenagor Kalinagor Mouza. • DC office Khulna & Bagerhat has paid a total BDT 9,088.94 lac against 4,021 nos. of awardees among Titled EPs (1,236 nos. of Polder-32, 705 nos. of Polder-33, 1,576 nos. of Polder-35/1, 504 nos. of Polder-35/3).
5	Relocation	98.66% of paid EPs have already been relocated. 50.12% EPs have relocated on their own land; 10.58% on newly purchased land; 16.09% EP has replaced to their relatives or others' land; 11.66% have relocated temporarily at nearby area 1.01% and 2.03% have relocated respectively in Market & Group Relocation In addition wage labour 3.16% and tenant 4.01% are relocated. 1.34% of the paid EPs are yet to be relocated from the ROW.

No.	Item	Key Achievements during the month – Package-1
6	Grievances	187 complaints/grievances have received up to December 2021 by GRC. 51 complaints/grievances have been resolved at the entry level; while 134 cases have been resolved through investigations and formal hearing by GRC, total 185 cases have been resolved and 2 nos. are under more investigation. All records of GRC preserved according to the guidelines of RAP policy.
7	Environment	The Contractor is carrying out the EHS compliances, which is improving with time through monitoring and learning. They are improving the EHS compliance in the light of the latest field visits of the team of Environmental Specialists of the project and according to requirements of various correspondences made to them and also according to the requirements of monthly EHS committee meetings and according to various instructions of the Environmental Specialists of CEIP-1. The Contractors are also following Guidelines Tool to avoid/check infection from COVID-19 and other infectious diseases with reference to "COVID-19 OHS Protocols" prepared by them following guidelines provided by the World Bank, which have also been translated into Bangla and Chinese languages for better understanding. The Environmental issues are discussed in the World Bank Environmental monthly meeting started from April 2021, where environment, health, safety issues and COVID 19 related issues were discussed for further improvement, that also facilitate understanding of the latest situation by all concerned. The Contractor submit their improved compliances to DDCS&PMS Consultants, which are shared with PMU and Third-Party M&E Consultants.
8	Value of Physical Work done	The total value of physical work done up to December 2021 is BDT 6,668.11 million and during December 2021 is BDT 20.11 million.
9	Finance	Total expenditure incurred up to IPC-24 is BDT 5,975.11 million including Adjustment for Changes in Legislation (VAT & IT) & Adjustment for Changes in Cost. An amount of BDT 660.89 million has been recovered from the advance payment of BDT 660.89 million.

2.2 Package-2

No.	Item	Key Achievements during the month – Package-2
1	Surveys and Design	The pre-sections surveys for the remaining sections of the Polders are conducting during FY 2021-2022 subsequently shop drawings are being issued before execution of Physical works.
2	Physical Works	<ul style="list-style-type: none"> ➤ Construction / Re-sectioning of Embankment: 0.4.082 Km (F) & 36.476 Km (Partial); ➤ Drainage Channel Excavation/Re-excavation: 0.00 km; ➤ Construction of Drainage Sluices: 1 no. completed & 28 nos. (Partial); ➤ Repair of Drainage Sluices: 2 nos. (Partial); ➤ Construction of Flushing Sluices: 0 nos. completed & 20 nos. (Partial); ➤ Repair of Flushing Sluices: 0 no. completed & 21 nos. (Partial); ➤ Embankment Slope Protection Work: 0.00 km. ➤ River Bank Protections: 0.120 Km; ➤ Construction of Closure Dam: 1 no. Completed and 2 nos. (Partial).

No.	Item	Key Achievements during the month – Package-2
3	RAP and status of resettlement Payment	<ul style="list-style-type: none"> A total of 6,784 entities have been identified of whom 1,777 entities are titled and 4,753 are non-titled on Government land (squatters) which fluctuate, 135 units are identified as community properties and 119 as other institutions will be affected. A total of 830 tenants have been identified among them 767 are commercial and 63 are residential HHs. Moreover, 345 wage labours have also been identified as affected in commercial premises; BDT 3,556.13 lac has been paid to 3,140 non-titled (squatter) as compensation/resettlement benefits against affected residential and commercial structures. An amount of BDT 20.34 lac paid for shifting of electric poles from Polder no- 39/2C, 40/2 and 43/2C. The total 3,576.47 lac has been compensated as resettlement assistance up to December 2021.
4	Progress of land acquisition	<ul style="list-style-type: none"> The program of land acquisition in Package-2 is 172.34 ha. The lands Acquisition Proposal (LAP) for six Polders under Package -2 were submitted to concern DC (Pirojpur, Jhalkathi, Barguna and Patuakhali) for acquisition. 158.18 ha. land has been finally approved by MoL for Polder 39/2C, 40/2, 41/1, 43/2C, 47/2 & 48 out of 172.34 ha. BWDB has placed fund against final estimate of CUL for 134.92 ha. of land to DC, Barguna for Polder-40/2 and Polder-41/1, DC, Pirojpur & Jhalkathi for 39/2C, & DC Patuakhali for Polder-43/2C (Part), 47/2 & 48. Possession received a total of 134.92 ha land (Polder 39/2C- 111.25 ha. in Polder 40/2- 11.68 ha. for Polder 41/1- 8.29 ha. Polder-43/2C- 0.06 ha. Polder 47/2-2.57 ha. & Polder 48- 1.07ha). A total 24.45 ha of land is pending with DCs (Jhalakati-0.70 ha., Barguna-0.61 ha. and Patuakhali-23.14 ha). D.C Pirojpur has send the LAP of 8.26 ha. to MoL and 4.71 ha. To Divisional Commissioner for final approval. Payment of CUL is going on in Polder-39/2C, 40/2, 41/1, 47/2 & 48. As of December 2021. DC Office Pirojpur, Jhalkathi, Barguna and Patuakhali have paid a total BDT 4,184.94 Lac to 3,895 Awardees up to December 2021. Only 227 nos. of EPs paid in December 2021.
5	Relocation	46.24% EPs have relocated on their own land. 8.76% on newly purchased land; 14.36% EPs have relocated to relative's or others' land; 19.24% have relocated temporarily at nearby area. 4.87% made group relocation 6.53% of the paid EPs are yet to be relocated from the ROW.
6	Grievance Redress Management (GRM)	A total number of 56 complaints/grievances have been received up to December 2021 by GRC, 56 nos. have been resolved in the entry level by the field investigation.
7	Environment	The Contractor is carrying out the EHS compliances, which is improving with time through monitoring and learning. They are improving the EHS compliance in the light of the latest field visit of the World Bank Senior Environmental Specialist along with various related instructions of the project Environmental Specialists and discussion on the World Bank monthly EHS meetings and Monthly EHS Committee meetings. They have also translated and approved EHS risk assessment and C-ESMP into Bangla and Chinese languages for easy understanding for implementation. Both the Contractors also prepared Guidelines Tool to

No.	Item	Key Achievements during the month – Package-2
		avoid/check infection from COVID-19 and other infectious diseases with reference to "COVID-19 OHS Protocols" provided by the World Bank. The Contractors are following the guidelines to check infection of COVID-19 among their workforce by adoption of instructions included. These guidelines have also been translated in Bangla and Chinese for easy understanding. The Environmental issues are discussed in the World Bank Environmental monthly meeting started from April 2021, where environment and COVID 19 related issues are discussed for continuous improvement, that also facilitate understanding of the latest situation by all concerned.
8	Value of Physical Work Done	The total value of physical work done up to December 2021 is BDT 7,541.32 million and during December 2021 is BDT 347.62 million .
9	Finance	Total expenditure incurred up to IPC-18 is BDT 6,473.46 million including Adjustment for Changes in Legislation (VAT & IT) & Adjustment for Changes in Cost. An amount of BDT 488.30 million has been adjusted against the advance payment of BDT 1,028.40 million .
10	Contract Administration	The Variation Order No. 2 for construction of Rest House cum Office Building at Bhandaria was submitted to the PMU after recasting the same as per observations of the PMU vide Engineer's letter RDCOR_BC5883-100_L002586_JHL_MAR dated 28 th May 2020 in the name of Variation Order No.02 as per instruction of the Project Director. A meeting was arranged by the PMU under the Chairmanship of the Project Director on 27 th September 2021 to discuss on the Variation Order No.02. After detailed discussion, the decision was given by the Project Director to use the items rate of related works from the Rate Schedule of Patuakhali WD Circle 2019-20 and resubmit the re-casted Variation Order No.02. Accordingly, Variation Order No.02 for construction of Rest House cum Office Building at Bhandaria has been re-casted by the Engineer and sent to the Contractor for their consent.

2.3 Package-3

No.	Item	Key Achievements during the Month – Package-3
1	Surveys and Design	The detailed design of all the infrastructures like Embankment, Drainage Channels, Drainage Regulators, Flushing Regulators, Slope Protection works, Bank Protections works etc. were submitted to the concerned design office of BWDB within June 2019. The design of 209.98 km of Embankment, Design of 167.37 km of Excavation/ Re-excavation of Drainage Channels, design of 52 nos. Drainage Regulators, 19 nos. Flushing Regulators, Slope Protection Works 4.78 Km & River Bank Protection Works 0.800 km have been approved by the BWDB Design Circle-5. Detailed Design of D/S -5 in Polder-16 has been submitted to the PMU which is awaiting approval of the BWDB design Circle-5. The typical Mechanical Design for Flap Gates & Vertical lift gates for all the D/S & F/S of Package-3 have already been approved by the Mechanical design Circle of BWDB.
2	Bid Documents	The Draft Bidding Documents was prepared based on preliminary design and submitted to PMU vide Consultant's reference: RDCOR-BE5883-100-L002255_MHR_MAR dated: 17 th October 2019. As per

No.	Item	Key Achievements during the Month – Package-3
		Aide-Memoire of the WB Implementation Support Review Mission, the submitted Bid Documents are being updated based on the approved design of BWDB. The preparation of Bidding Documents based on approved design is in progress and expected to be completed by February 2022.
3	RAP	The original RAP was prepared based on original LAP. Meanwhile, the crest width of the embankment has been increased by BWDB from 4.50 to 6.00 m based on which the LAP is being updated. Hence, the original RAP has also to be updated based on updated LAP. Following the updated LAP, the LAP/RAP team has to revise the Households (HHs) numbering and Inventory of Losses (IoL) survey in 07 Polders under Package-3 of CEIP-1. As per decision of the PMU, Preparation of updated RAP with 7 Polders has been prepared which have already been submitted to the World Bank. The World Bank has suggested that this RAP may please be preserved for any future reference and use.
4	LAP	The draft LAP was prepared for all Polders, but as per latest decision, the LAP has to be revised based on revised crest width of embankment 6.00m instead of 4.50m. The draft updated LAP has been prepared for 07 Polders, which will be finalized after proper verification in the field.
5	Environment	The World Bank has approved the EIA reports of all the 7 (seven) Polders of Package-3, which contain the responses of the World Bank comments

2.4 DDCS & PMS Consultancy Services

No.	Item	Key Achievements upto this Month – Consultant
1	Construction Supervision Systems/Tools	Package-1 physical progress is 96.48% (4 Polders); Package-2 physical progress is 73.33% (6 Polders); Package-3 no works contract, hence no physical progress (7 Polders).

3. Project Progress

3.1 Task A: Review and updated the designs bidding documents and related environmental and social plans (EIAs, EMPs and RAPs) already prepared,

3.1.1 Review and update of Design of Package-1

The approved designs were reviewed and updated at the time of commencement of Implementation of the Civil Works. At present, most of the works have been completed and the remaining works are being going on accordingly.

3.1.2 RAP Implementation Package-1

3.1.2.1 Implementation Activities

RAP Implementation for Polders-32, 33, 35/1 and 35/3 under Package-1 is going on. Individual entitlement has been calculated based on Inventory of Losses (IoL) survey and as per PAVC recommended rate of the structures and other assets. A total of **5,373** entities (residential HHs, commercial premises and common property structures) were identified during updating of Inventory of Losses (IoL) in August-October 2015 of 4,645 on government land non-titled EPs (Squatters). 448 tenants and 280 wage labourers were identified.

The Polder-wise non-titled EPs and payment of compensation as resettlement benefit is reflected in Table 3-1 below.

Table 3-1: Payment of Resettlement Benefit to squatter in Package-1

Polder	Non-titled EP's (Squatters)			Paid Non-titled EP's (Squatters)			Total Tenants	Paid Tenant	Total Wage Labourers	Paid wage labour	Total Entities	Total Paid Entities	Amount paid in BDT (Lac)
	Residence (Squatters)	Commercial (Squatters)	Total (Squatters)	Residence (Squatters)	Commercial (Squatters)	Total Paid (Squatters)							
1	2	3	4=(2+3)	5	6	7=(5+6)	8	9	10	11	12=(4+8+10)	13=(7+9+11)	14
32	875	392	1,267	875	392	1,267	86	83	23	23	1,376	1,373	1,628.12
33	872	598	1,470	872	339	1,211	157	44	75	14	1,702	1,269	1,757.52
35/1	907	717	1,624	907	372	1,279	196	38	170	88	1,990	1,405	2,291.61
35/3	154	130	284	154	116	270	09	09	12	12	305	291	417.42
Total	2,808	1,837	4,645	2,808	1,219	4,027	448	174	280	137	5,373	4,338	6,094.67
Paid for Social Forestry for 27 unit in 33 & 35/3												27	16.12
Paid for Electric Pole for 76 Unit in 33, 35/1 & 35/3												76	25.48
Grand Total=												4,441	6,136.27

3.1.2.2 Payment of Compensation under Law (CUL)

The progress of payment of compensation under law (CUL) is shown in Table 3-2.

Table 3-2: Polder- wise payment of CUL made by DCs Khulna & Bagerhat till December 2021

Polder No.	Total Awardees	No of awardees applied to DC	Total estimated amount of CUL (BDT) Lac	No. of Paid awardees	Nos. of payment cheque distributed by DC	Total paid Amount in BDT Lac	Progress (%)	Remarks
1	2	3	4	5	6	7	8	9
32	3,003	2,140	1,644.35	1,236	546	1240.10	75.42	
33	2,208	1,542	1,673.70	705	319	1125.96	67.27	
35/1	1,622	1,622	6,821.98	1,576	1,290	5468.10	80.15	
35/3	575	545	1,582.73	504	392	1254.78	79.27	
Total	7408	5849	1,1722.76	4,021	2,547	9088.94	77.53 %	

NB.: The figures presented above are based on the information and estimates provided by Senior Revenue Specialist of PMU and yet to be verified.

3.1.2.3 Relocation Status and Assessment of Relocation in Package-1

The relocation status and assessment of relocation are reflected in Table 3-3:

Table 3-3: Updated Relocation Status as of December 2021

Status of relocation	Number of squatters relocated by Polders					
	Polder 32	Polder 33	Polder 35/1	Polder 35/3	Total	Progress (in %)
Relocated on own land	680	723	635	136	2174	50.12
Relocated on purchased land	97	42	273	47	459	10.58
Relocated on relative & other's land	246	173	214	65	698	16.09
Relocated Temporarily at nearby area (Govt. Land)	208	190	105	3	506	11.66
Group Relocation	29	30	29	0	88	2.03
Market Relocation	6	0	21	17	44	1.01
Wage Labour	23	14	88	12	137	3.16
Tenant	83	44	38	9	174	4.01
Total Relocated-A	1372	1216	1403	289	4280	98.66
Not yet relocated	1	53	2	2	58	1.34
Total Relocation-B	1	53	2	2	58	1.34
Total Relocation target (A+B) =	1373	1269	1405	291	4338	100

3.1.3 Grievance Redress Mechanism (GRM)

A total **15** Grievance Redress Committees (GRC) have been formed (**1 for each Union**) in four Polders under Package-1 with the representatives of BWDB, Union Parishad, Educational Institution, PAPs, Women representatives and LAP/RAP team.

A total number of **187 complaints/grievances** have been received up to December 2021 by GRC in Package-1. Among those, **51 cases** have been resolved at the entry level, **134 cases** have been resolved through investigation and formal hearing by GRC and **2 nos.** cases is newly received, which is under verification.

The status of complaints/cases received and resolved by GRC are reflected in the table below:

Table 3-4: The status of complaints/cases received and resolved by GRC under Package-1

SL No.	District	Polder No.	Total Complaints/cases	Resolved at entry level	Resolved by GRC	Total	Newly lodged Grievances
1	Khulna	32	58	19	39	58	0
2	Khulna	33	17	8	9	17	0
3	Bagerhat	35/1	37	14	22	36	1
4	Bagerhat	35/3	75	10	64	74	1
Total =			187	51	134	185	2

3.1.4 Status of Land Acquisition of Package-1

Status of land acquisition for four Polders under Package-1 is shown in Table 3-5.

Table 3-5: Status of land acquisition for 4 four Polders under Package-1

SL. No.	Polder no.	District	Program for L.A. (ha)	Proposal submitted to DC (ha)	Approved (ha)		Possession received (ha/date)	Pending (ha)		Fund placed BDT in Lac	Payment of CUL by DC in BDT Lac	Remarks
					DLAC	MoL		DC	MoL			
1	2	3	4	5	6	7	8	9	10	11	12	13
1	32	Khulna	50.60	50.60	50.60	50.60	50.02 (26.09.17)	0.58	-	1644.35	1240.10 (75.42%)	Possession received 50.02 ha out of 50.60 ha. BWDB has been Placed fund for 0.58 ha of land to DC office on 09 May 2021 which payment has not yet started. Notices U/S-8 has been served on 07 June 2021. Now waiting for distribution of CUL to Aps and Possession received.
2	33	Khulna	14.28	14.28	14.28	14.28	10.94 (27.09.17) & 3.34 (23.09.19) =14.28	-	-	1673.70	1125.96 (67.27%)	Persuasion is going on APs & DC's office to expedite the CUL payment.
3	35/1	Bagerhat	41.47	41.47	41.47	41.47	30.17 (22.03.18), 6.84 (26.11.20)& 4.33 (07.06.21) 0.13 (26.09.21) = 41.47	-	-	6821.98	5468.10 (80.15%)	Persuasion is going on APs & DC's office to expedite the CUL payment.
4	35/3	Bagerhat	25.01	25.01	25.01	25.01	24.33 (08.11.17)& 0.68 (07.06.21) =25.01	-	-	1582.73	1254.78 (79.27%)	Persuasion is going on APs & DC's office to expedite the CUL payment.
Sub-Total =			131.36	131.36	131.36	131.36	130.78	0.58		11722.76	9088.94 (77.53%)	

NB.: The figures presented above are based on the information and estimates provided by Senior Revenue Specialist of PMU and yet to be verified.

3.1.5 Land Acquisition for Package-2

The status of land acquisition for 6 (six) Polders under Package-2 is furnished in the following Table 3-6.

Table 3-6: Status of land acquisition for Package-2

Sl. No	Polder no.	District	Program for L.A. (ha)	Proposal submitted to DC (ha)	Approved (ha)		Possession received (ha)	Pending (ha)			Fund placed BDT in Lac	Payment of CUL by DC in BDT Lac	Remarks
					DLAC	MoL/DC		DC	MoL	Court Case portio			
1	2	3	4	5	6	7	8	9	10	11	12	13	14
1	39/2C	Pirojpur	114.04	114.04	114.04	101.07	101.07 (19-12-2019, 16-03-2020 & 26-12-20 to 31-12-20)	-	12.97	--	9537.58	2366.08 (24.81%)	CUL Payment is continuing in Pirojpur District, but the payment is very slow. Persuasion is going on APs & DC's office to expedite the CUL payment. D.C has sent LAP for 8.26 ha to MoL and 4.71 ha. to DC for final approval.
		Jhalokathi	10.88	10.88	10.18	10.18	10.18 (02-02-21)	0.70	--	--	514.75	278.33 (54.07%)	CUL payment is going on. New proposal submitted 0.70 ha. of land for construction of Flushing Sluices. Issuance of notices U/S-4 completed JVS is going on.
2	40/2	Barguna	12.17	12.17	11.68	11.68	11.68 (31-7-19, 29-9-19 & 30-11-19)	0.49	--	--	879.92	729.77 (82.94%)	New proposal for 0.49ha. is submitted to DC for acquisition & Recognize field visit held on 25.08.2021. Now waiting for report of the committee and approval of DLAC.
3	41/1	Barguna	8.41	8.41	8.41	8.41	8.29 (16-1-19, 5-5-19 & 24-11-19)	0.12	--	--	444.52	369.96 (83.23%)	Issuance of Notices U/S-7 is Completed & waiting for preparation of final estimate.
4	43/2C	Patuakhali	23.20	23.20	23.20	23.20	0.06	23.14	--	--	*8.97	--	Approved by MoL (24.06.21) 23.14ha of land of 10 mouzas. Issuance of notices U/S-07 and Gono-Biggopti (গণবিজ্ঞপ্তি) are completed. Now preparation of estimate is under process.
5	47/2	Patuakhali	2.57	2.57	2.57	2.57	2.57 (25-11-20)	--	--	--	436.12	338.48 (77.61%)	Payment of CUL & stopped due to court cases & objection.
6	48	Patuakhali	1.07	1.07	1.07	1.07	1.07 (28-12-19 & 25-11-20)	-	-	--	515.16	102.32 (19.86%)	All land handed over by DC to BWDB. CUL payment is delayed due to court case.
Total=			172.34	172.34	171.15	158.18	134.92	24.45	12.97	--	12,337.02	4184.94 (33.92%)	

3.1.6 Implementation of RAP for Package-2

3.1.7 Implementation Activities

The RAP for Package-2 was prepared and cleared by the World Bank in March 2017, later on updated to incorporating some changes of land acquisition and resettlement issues. This updated RAP-2 was cleared by World Bank in December 2018. As per updated a total of 6,784 entities have been identified of whom 1,777 entities are titled and 4753 are non-titled on Government land (squatters) which may fluctuate, 135 units are identified as community properties and 119 as other institutions will be affected. A total of 830 tenants have been identified among them 767 are commercial and 63 are residential HHs. Moreover, 345 wage labours have also been identified as affected in commercial premises.

3.1.8 Payment of Compensation / Resettlement Benefits for Package-2

Payment for Compensation and resettlement benefits for non-titled EPs (Squatters) has been started from October 2018. A total of 3,140 EPs have been paid amounting BDT 3,556.12 lac and shifting of electric poles 20.34 lac total amounting of 3,576.47 lac. The detail of the payment of compensation is shown in Table 3-7:

Table 3-7: Payment of Resettlement Benefit to squatter in Package-2

Polder	Non-titled EP's (Squatters)			Paid Non-titled EP's (Squatters)			Total Tenants	Paid Tenant	Total Wage Labourers	Paid wage labor	Total Entities	Total Paid Entities	Amount paid in BDT (Lac)
	Residence (Squatters)	Commercial (Squatters)	Total (Squatters)	Residence (Squatters)	Commercial (Squatters)	Total Paid (Squatters)							
1	2	3	4=(2+3)	5	6	7=(5+6)	8	9	10	11	12=(4+8+10)	13=(7+9+11)	14
39/2C	21	37	58	0	0	0	43	0	28	0	129	0	0
40/2	1040	705	1,745	774	193	967	398	0	95	0	2238	967	1127.93
41/1	467	377	844	344	200	544	68	0	12	0	924	544	664.58
43/2C	323	249	572	300	167	467	115	0	24	0	711	467	544.56
47/2	95	70	165	93	67	160	8	0	1	0	169	160	155.87
48	776	593	1,369	631	371	1002	198	0	185	0	1752	1002	1,063.19
Total =	2722	2031	4753	2142	998	3140	830	0	345	0	5923	3140	3556.13
Shifting of electric poles												36	20.34
Total												3576.47	

3.1.9 Payment of Compensation under Law (CUL), Package-2

The Polder wise payment of compensation Under Law (CUL) is furnished in Table 3-8 below:

Table 3-8: Polder- wise payment of CUL made by DCs Pirojpur, Barguna & Patuakhali till December 2021.

District	PolderNo.	Total Awardees	No of awardees applied to DC	Total estimated amount of CUL (BDT)Lac	No. of Paid awardees	Nos. of payment cheque distributed by DC	Total paid Amount in BDT Lac	Progress (%)
1	2	3	4	5	6	7	8	9
Pirojpur	39/2C	16,730	4,734	9,537.58	2,328	567	2,366.08	24.80
Jhalokathi		1,154	536	514.75	521	175	260.33	54.08
Barguna	40/2	798	787	879.92	619	382	729.77	82.94
Barguna	41/1	546	532	444.52	387	192	369.96	83.23
Patuakhali	43/2C	0	0	8.97	0	0	0	0.00
Patuakhali	47/2	114	81	436.12	35	35	338.48	77.61
Patuakhali	48	30	15	515.16	5	5	102.32	19.86
Total=		19,372	6,685	12,337.02	3,895	1,356	4,184.94	33.92

3.1.10 Relocation Status of Package-2

The status of relocation has been given below in Table 3-9 after the first indent payment made.

Table 3-9: Status of relocation in Package-2

Status of Relocation	Number of squatters relocated by Polders						
	Polder 40/2	Polder 41/1	Polder 43/2C	Polder 47/2	Polder 48	Total	%
Relocated on own land	532	230	270	98	322	1452	46.24
Relocated on purchased land	46	65	29	5	130	275	8.76
Relocated on relative & other's land	170	60	98	3	120	451	14.36
Relocated Temporarily at nearby area (Govt. Land)	185	104	58	49	208	604	19.24
Group Relocation	19	10	0	0	124	153	4.87
Market Relocation	0	0	0	0	0	0	0.00
Total Relocated-A =	952	469	455	155	904	2,935	93.47
Not yet relocated-B=	15	75	12	5	98	205	6.53
Total Relocation target (A+B) =	967	544	467	160	1,002	3,140	100

3.1.11 Grievance Redress Mechanism (GRM)

A total number of 56 complaints/grievances have been received so far up to December 2021 by GRC. 56nos have been resolved at the entry level. Table shows the status of complaints/cases received & resolved by GRC.

Table 3-10: The status of complaints/cases received and resolved by GRC

Sl. No.	District	Polder no	Total Complaints/cases	Resolved at entry level	Newly lodged Grievances
1	Barguna	40/2	21	21	0
2	Barguna	41/1	18	18	0
3	Patuakhali	43/2C	17	17	0
4	Patuakhali	47/2	0	0	0
5	Patuakhali	48	0	0	0
Total =			56	56	0

3.1.12 Preparation of EIA of Package-1

The EIA of 4 Polders under Package-1 were completed during the study period and duly been approved by the competent authorities including World Bank.

3.2 Task B: Prepare Design, Bid Documents, EIAs, RAP, etc. for Package-2 Polders

3.2.1 Data processing and reviewing the shop drawings

Immediately after the completion of each day's survey work, the raw data is submitted to the DRE. Then the raw data is processed to check the quality by using the field log sheet. The shop drawings of embankment and khals are also verified with the received raw data/field log sheet and reviewing the proposed alignment before giving final approval.

3.2.2 Design status of Package-2

All the Detailed Designs of Package-2 were completed and duly been approved by the respective Design Circle of BWDB.

3.2.3 Preparation of EIA of Package-2

The EIA of 6 Polders under Package-2 were completed and duly been approved by the competent authorities including World Bank.

The period involves onset of full working season due to the end of the rainy season and thus the Contractors have got involved in carrying out various works related to the continuation of the previously incomplete activities and some new work as required. At present the status of COVID -19 pandemic situations is at improved level all over the country, although different required measures are being complied. The activities related to Environment, Health and Safety (EHS) and other related issues as carried out during the month of December 2021 and are described as follows:

3.2.4 Preparation of Monthly Progress Report (MPR) of Environmental issues for the month of December 2021

Monthly progress report on the environmental section was prepared for the month of December 2021 as a regular practice. The draft report was prepared and forwarded to PMU Environmental Specialists for their observations and modification, if any and thus it was finalized for submission.

3.2.5 Meeting for study of fishery/aquatic biota

A meeting with Contractor Package-2, CEIP-1 was organized by Environmental Specialist of DDSC&PMS Consultants on 5th December 2021, where a Fishery expert candidate was also present. In the meeting detailed discussion was made for conduct of various fish/aquatic live related activities as mentioned in the contract document for the contract. The fishery expert was briefed about all the related activities mentioned in different items of Environmental mitigation works and the Contractor was also stresses to carry out the fishery related works (as mentioned in clause/sub-clause 1.25 of Bill of Quantities) without delay.

3.2.6 Meeting of Environmental Specialists of CEIP-1

A meeting was organized at 11.00 a.m. of 22nd December 2021 in PMU, where all the 4 Environmentalists of CEIP-1 were present. In the meeting the environmental issues as initiated by the Sr. Environmental Specialist, PMU and discussed by other Environmental Specialists are as follows:

- Preparation for Environmental Annual Audit during the year 2021.
- EHS monthly meeting in Package-2 and tentative field visit in January 2022.
- Issuance of reminder letter for testing of water, air, soil and noise level for contractors in 1 & 2.
- Issuance of letter to Package-2 Contractor for employment of Experienced Environment in charge.
- Issuance of letter to Contractor Package-1 for employment of Fishery Specialist.
- Preparation of Bi-annual Environmental report for July-December 2021.

3.2.7 Renewal of Environmental Clearance Certificate (ECC) for one year

Department of Environment (DoE) has issued 1 year environmental renewal clearance certificate for 10 Polders of CEIP-1 (4 Polders of Package1 and 6 Polders of Package-2) on 6.12.2021 as applied by the PMU in October 31, 2021. The environmental clearance certificate will remain valid upto 4th November 2022.

3.2.8 Environment-related information, Package-1

The Contractor, Package-1 has submitted some information related to environment for the month of December 2021 as a part of the regular exercise. The Contractor recruits no under-aged worker and workers' age are verified through cross checking their National ID Cards. The related information is provided in the following Table 3-11:

Table 3-11: Information for the month of December 2021

Locations	No. of total workers in 4 Polders in this month		No. of Env. training and trainees in this month		No. of total accidents took place in this month	No. of env. grievance recorded this month	No. of problem faced for env. compliance in this month	Comments
	Local worker	Expatriate worker	No. of training	No. of trainee				
Polder 32	25	02	01	35	00	00	00	No accidental took place during the month
Polder 33	15	01	01	35	00	00	00	No accidental took place during the month
Polder 35/1	70	07	01	36	00	00	00	No accidental took place during the month
Polder 35/3	32	02	00	00	00	00	00	No accidental took place during the month
Khulna	09	06	00	00	00	00	00	No accidental took place during the month
Dhaka	01	01	00	00	00	00	00	No accidental took place during the month
Total=	152	19	03	106	00	00	00	

3.2.9 Information of working areas, no. of workers involved (both local and expatriate) and steps taken by the Contractor on COVID-19 pandemic Package-1

The Contractor of Package-1 has been involved in various construction/civil activities where a number of local and expatriate workers/staffs are involved. The works were continued at few work sites during the month of December 2021 in the Pandemic situation, which is improving fast. The Contractors took some emergency measures like provision of PPE, mask, hand gloves, hand sanitizer (containing >75% alcohol), checking of workers' temperature, disinfection of camp and work sites and imposition of some restrictions including social/personal distancing and preparation of isolation areas. Information on workers and work sites along with safety issues provided by the contractor during the reporting period are as follows Table 3-12.

Table 3-12: Information on locations of various work sites, involved number of workers and safety issues followed in Package-1 areas during the month of December 2021

Sl. No.	Location, Polder No. Work site	Type of work	No of workers involved during Dec, 2021		Expected date of work completion	Comments
			Local	Expatriate		
1	Dacope Polder-32	Office work	06	02	31.12.2021	Use mask , hand gloves and temperature screening
2	KM40+000-KM42+200 Polder-32	Embankment	09	00	27.12.2021	Use mask and temperature screening
3	KM47+500-KM48+100 Polder-32	Embankment	10	00	28.12.2021	Use mask and temperature screening
4	KM0+000-1+500 Polder-33	Back filling Embankment	04	01	31.12.2021	Use mask and temperature screening
5	KM48+152-49+300 Polder-33	Back filing and slope cutting	08	00	31.12.2021	Use mask and temperature screening
6	KM47+870-48+170 Polder-33	Slope protection	03	00	20.12.2021	Use mask and temperature screening
7	Reyanda Polder-35/1	Embankment earth filling	31	00	31.12.2021	Use mask and temperature screening
8	Pollimongal Polder-35/1	Sluice work & embankment earth filling	26	00	26.12.2021	Use mask and temperature screening
9	Khuriakhali Polder-35/1	Embankment earth filling	11	00	31.12.2021	Use mask and temperature screening
10	Tafalbari Polder-35/1	Office work	02	07	31.12.2021	Use mask and temperature screening
11	Bhadhaghat Polder-35/3	Embankment earth filling	32	02	31.12.2021	Use mask and temperature screening
12	Khulna	Office work	09	06	31.12.2021	Use mask, hand gloves and temperature screening
13	Dhaka	Office work	01	01	31.12.2021	Use mask and temperature screening
Total workers			152	19		

3.2.10 Novel coronavirus response, Package-1

The Contractor, Package-1 carried out different measures as response to COVID-19 as follows:

- Made arrangement for measuring temperature of all work force every day and arranged special personnel to take temperature of all involved in office, camp, local construction sites etc.
- All personnel wear surgical masks during operation and were provided masks before going to work every day
- Keep hands clean with hand sanitizer and disinfectant to avoid spreading of the COVID-19 virus

- Thorough disinfection drive is conducted every Friday, including office areas, camps, prefabrication plants, construction vehicles and motor vehicles
- Provision of PPE like surgical masks, medical gloves, eye mask to supporting staff (such as gate guard, police)
- Provision of training and awareness on prevention and safety issues related to Corona virus infection during toolbox talking.
- Workers are not allowed any leave during work and leaving work site is forbidden strictly.

3.2.11 Environment-related information, Package-2

The Contractor, Package-2 has submitted some information related to environment for the month of December 2021 as part of the regular exercise. The Contractor recruited no under-aged worker and workers' age is verified cross checking their National ID Cards. The related information is provided in table as follows tables:

Table 3-13: Environmental-related Information, Package-2 for December 2021

Locations	No. of Total Workers in 6 Polders this Month		No. of environmental trainees in this month	No. of total accidents took place in this month	No. of total environmental grievance in this month	No. of problem faced for environmental compliance in this month	Comment
	Local Workers	Expatriate workers					
Polder 39/2C	258	15	241	1	0	0	One worker faced foot injury; he was sent to hospital and got recovered by 3 days
Polder 40/2	149	9	135	1	0	0	No injury took place during this month
Polder 41/1	180	7	169	0	0	0	No injury took place during this month
Polder43/2C	136	6	125	1	0	0	One worker injured in shoulder; he was sent to hospital; got cured within 2 days
Polder 48	180	6	169	1	0	0	One worker had ham injury while stacking templates; he was sent to local clinic and cured within 2 days
Dhaka office	8	6					No injury took place within this month
Patuakhali office	6	6					No injury took place within this month
Total=	917	55	839	4			

3.2.12 Information of working areas, no. of workers involved (both local and expatriate) and steps taken by the Contractor, Package-2 on COVID-19 pandemic

The Contractor of Package-2 has been involved in various construction /civil activities, where local and expatriate workers/ staffs are involved, although works have been affected due to COVID-19 situations. Most of the workers continued at various work sites during the month of December 2021 in the prevailing COVID-19 pandemic situation as provided in the following Table 3-14.

Table 3-14: Work site information of Package 2, CEIP-1 during the period December 2021

Sl. No.	Location, Polder No. Work site	Type of work	No of workers involved during 01.12.2021 to 31.12.2021		Expected date of work completion	Comments
			Local	Expatriate		
1	39/2C	1. Construction structure work for FS-13/FS-6/FS-15 2. CC Block Manufactured work 3. Embankment work for 6+450 km-7+800km	258	15	30 June 2022	
2	40/2	1. CC Block Manufacturing work 2. Embankment work for km 51+000-16+000 3. Embankment work for km 2+950-3+400 4. Excavation work for DS-10a 5. Excavation work for FS-11 6. Sluice repair work for FS-22 7. Slope protection work for km 29+500-0+000 8. Construction structure work for FS-8	149	9	30 June 2022	
3	41/1	1. CC Block Manufacturing work 2. Embankment work for km13+500-18+650 3. Embankment work at km3+500-3+900 4. Construction structure work for FS-24 5. Embankment work for Km29+500-0+000	190	8	30 June 2022	
4	43/2C	1. CC Block Manufacturing work 2. Construction of structure work for FS-12/DS-6 3. Embankment work at Km 0+300-0+600 4. Embankment work at Km7+90-9+250 5. Embankment work at Km 11+850-12+200 6. Embankment work at Km 22+400-22+900 7. CC Block dumping work at km 13+760-13+790	136	6	30 June 2022	
6	48	1. CC Block manufactured; 2. Slope protection work at km 32+015-34+300 3. Embankment work at km 23+500- km 24+150 4. Embankment work at km 35+100-km 36+150	180	6	30 June 2022	
7.	Dhaka office	Administration and Supervisory works	6	8		
8.	Patuakhali office	Administration and Supervisory works	6	6		
Total workers			925	58		

Note: During this period, contractor has always provided the protective tools to workers, such as Mask, Hand Sanitizer with minimum 75% of alcohol, the most important is checking of workers' temperature everyday with Temperature measuring gun. Also, every Polders' camp has prepared the isolation area.

3.2.13 Noise Measurement, Package-2

The noise levels have been measured as caused by operation of automated CC plants, operation of generator mainly, used for various project related activities operated in Polders 39/2C and including manual production of CC blocks in Polders 40/2, 41/1, 43/2C and 48 during the month of December 2021. The noise levels of different work sites of these Polders for the month of December 2021 are provided in Tables 3-15 to 3-19.

Table 3-15: Noise Records of Polder 39/2C

Monitoring Location		Polder 39/2C CC Block Manufacturing plant, camp
Monitoring Date		31-December-2021(Day time)
Noise Meter Model		Digital sound level meter AS804
Major noise sources during monitoring		CC block manufacturing plant, generator
Location category		Mixed area
Measurement results, dB	Operator of Automatic CC Block Machine (Down)	70.1
	Operator of Automatic CC Block Machine (Up)	69.9
	Area For Tray Replacement	67.3
	CC Block stacking area	65.6
	Generator room inside	80.2
	Generator room outside	79.56
	Workshop Area	62.2
	Camp room No.1	51
	Camp room No.2	51.1
	Community (East)	55.25
	Community (West)	56.8
	River Side	54.32
Daytime standard of sound, dB (ECR 1997)		50 (residential area); 60 (mixed area); 70 (commercial area); 75 (industrial area)
Daytime standard of sound, dB (WHO, 1999)		55 (residential); 55 (institutional); 55 (educational); 70 (commercial area); 75 (industrial area)

Table 3-16: Noise level of Polder 40/2

Monitoring Location		Polder 40/2, CC Block Manufacturing plant, camp
Monitoring Date		31-December-2021 (Day time)
Noise Meter Model		Digital sound level meter AS804
Major noise sources during monitoring		CC block manufacturing plant, generator
Location category		Mixed area
Measurement results, dB	CC block casting area (E497100.876 N434366.099 2.90)	57.52
	curing area (start point) (E497106.635 N434368.626 2.78)	53.21
	curing area (end point) (E497090.418 N434360.046 2.31)	53
	stacking area (E497126.491 N434341.003 2.88)	52.4

	Generator room inside (E497000.16 N434328.054 3.05)	79.9
	Generator room outside (E497000.25 N434328.054 3.05)	75.6
	Kitchen (E497101.516 N434323.099 2.64)	54.69
	Camp room No.1 (E497100.876 N434366.099 2.66)	53
	Camp room No.2 (E497121.312 N434331.878 2.65)	53.21
	Worker rest house (E497090.418 N434360.046 2.31)	53
Daytime standard of sound, dB (ECR 1997)		50 (residential area); 60 (mixed area); 70 (commercial area); 75 (industrial area)
Daytime standard of sound, dB (WHO, 1999)		55 (residential); 55 (institutional); 55 (educational); 70 (commercial area); 75 (industrial area)

Table 3-17: Noise level of Polder 41/1

Monitoring Location		Polder 41/1 Coordinates: N447305.458 E521446.412
Monitoring Date		31-December-2021(Day time)
Noise Meter Model		Digital sound level meter AS804
Major noise sources during monitoring		CC block pre-casting yard, Generator
Location category		Mixed area
Measurement results, dB	Generator room inside N447291.788 E521447.84	79.8
	Generator room outside N447291.788 E521450.00	76.23
	curing area (start point) N447318.086 E521433.608	56
	curing area (end point) N447305.458 E521446.412	54.68
	stacking area N447365.951 E521434.048	53
	Kitchen N447392.819 E52141.700	54.56
	House No.1 N447368.946 E521409.219	52
	House No.2 N447389.027 E521416.627	51.98
Daytime standard of sound, dB (ECR 1997)		50 (residential area); 60 (mixed area); 70 (commercial area); 75 (industrial area)
Daytime standard of sound, dB (WHO, 1999)		55 (residential); 55 (institutional); 55 (educational); 70 (commercial area); 75 (industrial area)

Table 3-18: Noise level of Polder 43/2C

Monitoring Location	Polder 43/2C, CC Block Manufacturing plant, CC Block yard; Coordinates: N454740.798 E540181.012
Monitoring Date	31-December-2021(Day time)
Noise Meter Model	Digital sound level meter AS804

Major noise sources during monitoring		CC block manufacturing plant, generator
Location category		Mixed area
Measurement results, dB	CC block casting area N463140.8130 E540585.0610	61.2
	curing area (start point) (N463082.1580 E540565.5899)	54.3
	curing area (end point) (N454928.496 E540920.040)	54.25
	stacking area (E467126.491 N540341.003 2.88)	53.2
	Generator room inside (E464740.16 N540128.054 3.05)	78.98
	Generator room outside (E464741.25 N540133.054 3.05)	75.24
	Kitchen (E464743.516 N540134.099 2.64)	54.55
	Camp room No.1(E464745.876 N540136.099 2.66)	52
	Camp room No.2(E464744.312 N540122.878 2.65)	52.3
	Worker rest house (E464743.418 N540121.046 2.31)	53
Daytime standard of sound, dB (ECR 1997)		50(residential area);60(mixed area);70(commercial area); 75(industrial area)
Daytime standard of sound, dB (WHO, 1999)		55 (residential); 55 (institutional); 55 (educational); 70 (commercial area); 75 (industrial area)

Table 3-19: Noise level of Polder 48

Monitoring Location		Polder 48, CC block yard Coordinates: N416325.431 E512365.154
Monitoring Date: December		31-December-2021
Noise Meter Model		Digital sound level meter AS804
Major noise sources during monitoring		Generator
Location category		Mixed area
Measurement results, dB	CC Block Mixer machine N416380.152 E512338.650	68.8
	curing area (start point) N416365.201 E512314.320	54.2
	curing area (end point) N416412.693 E512374.993	53.98.
	stacking area N416410.630 E512390.085	53..21
	Kitchen N416375.098 E512307.765	54
	Generator room inside	78.8
	Generator room outside	73.52
	House No.1 N416359.302 E512310.137	52
	House No.2 N416365.201 E512327.038	52.12
Daytime standard of sound, dB (ECR 1997)		50 (residential area); 60 (mixed area); 70 (commercial area); 75 (industrial area)
Daytime standard of sound, dB (WHO, 1999)		55 (residential); 55 (institutional); 55 (educational); 70 (commercial area); 75 (industrial area)

3.2.14 Information on Grievance Collection Box (GCB)

According to the existing information, the present status of GCBs in Package-1 and Package-2 are as follows:

In Package-1, Polder 35/1 has 3 nos. of grievance collection boxes in and around automated CC block manufacturing site) of GCBs.

In Package-2, Polder-wise GCBs are, in Polder 39/2C there are 3 nos. of GCBs (at and around the 3 automated CC block manufacturing plants), in Polder 40/2 there are 2 nos. of GCBs. (1 at camp site and 1 at mechanical room), in Polder 41/1 there are 2 nos. of GCBs (1 at inside the camp and 1 at entrance of camp), Polder 43/2C has 2 nos. (1 at camp site and another placed in mechanical workshop site), Polder 48 has 3 nos. (1 outside storeroom, 1 outside generator room and 1 outside mechanical room). The numbers of GCBs will be increased whenever the number of work locations and workers will be increased, which is expected with the improvement of COVID-19 situation.

3.2.15 Recording of Workers' History

The Contractors, Package-1 and Package-2 are keeping/ maintaining various records of their workers specially information on their age, gender, medical history, contact details of next of kin to notify in case of accident and emergency. The recording is monitored by the Environmental Specialists of PMU, DDCS&PMS Consultants and Third-party M&E Consultants during their visits at field level.

3.2.16 EAP/C-ESMP Monitoring

Monitoring of key EHS risk management according to EAP/C-ESMP in Package-1 and Package-2 have been carried out during the Month of December 2021 are as follows:

3.2.16.1 Key EHS compliance Issues (Package-1)

Various key EHS measures complied based on EHS risk management in the light of EAP (in Package-1) during the month of December 2021 are presented in table below:

Table 3-20: Measures taken on EHS Risk Management and EAP for Package-1

Sl. no.	Polder/site	Specific individual area	EHS Risk issues	Measures taken to mitigate the risk issues	Remarks
1	Polder 32 & 35/1 Re-sectioning of Embankment	Starting and ending of working length	May occur accident, topsoil disruption	<ul style="list-style-type: none"> • Demarcated all work sites clearly • Installed cautionary/informative signals to indicate the entry and exits of vehicles and movement of construction equipment in the working area. • Disposed of the excess soil at site with no objection from local authority. • Conducted regular toolbox talk before starting the work • Informed the community before the start of work • Provided PPE to the workers during conduct of work • Hand washing done by using of sanitizers/soap before and during work • Body temperature of workers measured before start of working • Erected the wire up to enough height before starting and ending of the work • Checked the physical condition of excavator regularly 	

Sl. no.	Polder/site	Specific individual area	EHS Risk issues	Measures taken to mitigate the risk issues	Remarks
				<ul style="list-style-type: none"> Checked the physical condition of compaction vehicle regularly Checked the physical condition of truck regularly Conducted training on driving safety at regular interval Borrow area of earth was fixed on agreement with landowners Documented all borrow agreements Complied barrow area excavation with safe distance from embankment as per technical specification. 	
2	Precautionary bank protection works in Polders 32 & 35/1			<ul style="list-style-type: none"> The workers were provided with EHS requirements along with compliances of COVID-19 issues 	
3	Polder 35/1	Automatic CC manufacturing plants	Lockout-tagout (LOTO) of automatic plant	<ul style="list-style-type: none"> The automated CC plants are closed kept encircled by security enclosure 	No work during the month of December 2021 in the automated CC manufacturing plants of these Polders
4	All work sites under Package-1	Covid-19 crisis	Spreading infection of novel corona virus	<ul style="list-style-type: none"> Strengthening the body resistance through providing enough potable water and required medicine Checking the body temperature before entrance in the work sites Reduce the workload Making arrangement for hand washing/hand sanitizer Maintaining the required physical distance Providing additional PPE regarding Covid-19 situation Enhancement of awareness training to the workers for checking contamination of COVID-19 	

3.2.16.2 Key EHS compliance (Package-2)

Various key EHS measures complied based on EHS risk management in the light of C-ESMP (in Package-2) during the month of December 2021 are presented in the table below:

Table 3-21: Measures taken on EHS Risk Management and C-ESMP for Package-2

Sl. no.	Polder/site	Specific individual area	EHS Risk issues	Measures taken to mitigate the risk issues	Remarks
1.	Polder 39/2C Construction embankment of		Lockout-tagout (LOTO) of automatic CC plants of Polder 39/2C	<ul style="list-style-type: none"> All required EHS measures and COVID-19 measures were complied by the contractor and the workers also adopted the measures for their safety and security. The other 2 automated CC block manufacturing plants of Polder 39/2C were kept closed and kept encircled by security enclosures 	Few CC blocks were manufactured in Nadmulla CC plant during the month of December 2021 and although other 2 units of automated CC manufacturing plants of this Polder were

Sl. no.	Polder/site	Specific individual area	EHS Risk issues	Measures taken to mitigate the risk issues	Remarks
					closed
		Starting and ending of working length	May occur accident, topsoil disruption	<ul style="list-style-type: none"> • Demarcated all work sites clearly • Installed cautionary/ informative signals to indicate the entry and exits of vehicles and movement of construction equipment in the working area. • Disposed of the excess soil at site with no objection from local authority. • Conducted regular toolbox talk before starting the work • Informed the community before the start of work • Provided PPE to the workers during conduct of work • Erected the wire up to enough height before starting and ending of the work • Checked the physical condition of excavator regularly • Checked the physical condition of compaction vehicle regularly • Checked the physical condition of truck regularly • Conducted training on driving safety at regular interval • Borrow area of earth was fixed on agreement with landowners • Documented all borrow agreements • Complied borrow area excavation with safe distance from embankment as per technical specification. 	
2.	Polders 40/2,41/1, 43/2Cand 48 Manufacturing of CC block (by mixer machine)		<div>Stockpile area</div> <div>Electric firing</div> <div>Fuel Storage</div> <div>Waste storage and disposal</div>	<ul style="list-style-type: none"> • Sprayed water at regular intervals • Maintained safe height of the stockpile • Provided coverage of stockpiled materials • Checked the switch board and wire system regularly • Provided fire extinguisher and sand at strategic locations • Established fuel storage shed • Paved the fuel storage area • Provided firefighting equipment and checked the expiration date of hydrants • Avoided underground storage of fuel • Maintained minimum distance during fueling and re-fueling • Made available of fuel absorbent facility at site • Provided separate collection bins for different waste types • Installed designated dumping area • Installed decanting boxes • Established facility for collection of industrial waste • Ensured safe waste disposal 	

Sl. no.	Polder/site	Specific individual area	EHS Risk issues	Measures taken to mitigate the risk issues	Remarks
3.	Polder 40/2, 41/1, 43/2C& 48 Re-sectioning of Embankment and slope protection works of Polders 40/2 and Polder 48	Starting and ending of working length	May occur accident, topsoil disruption	<ul style="list-style-type: none"> Installed cautionary/informative signals to indicate the entry and exits of vehicles and safe movement of construction equipment in the working area. Disposed the excess soil at site with no objection from local authority. Erected the wire up to enough height before starting and ending of the work Checked the physical condition of excavator regularly Checked the physical condition of compaction vehicle regularly Checked the physical condition of truck regularly Conducted training on driving safety at regular interval Borrow area of earth was fixed on agreement with landowners Documented all borrow agreements Complied borrow area excavation with safe distance from embankment as per technical specification. 	
4.	All Polders under Package-2	COVID-19 crisis	Infection and Spreading of the germ of novel corona virus	<ul style="list-style-type: none"> Checking of body temperature of workers by experienced personnel at all work sites before entrance. Reduced the workload Made arrangement for hand washing/hand sanitizer Maintaining the required distance to avoid infection Provided additional PPE with considerations to the COVID-19 situation Improvement of workers' awareness on control of outbreak and spread of COVID-19 	

3.2.17 Progress of Mechanical Works

About the mechanical aspects the following activities were performed.

Package-1

The fabrication of all New Gates & Hoisting devices had been completed and installation of the devices has already been completed.

Package-2

102 sets of gates and hoists have been arrived at site up to September 2021. In total 96 sets of gates have been installed in the completed structures out of which 76 sets in Drainage Sluices and 20 sets in Flushing Sluices. The Contractor has been advised to bring the remaining Gates and hoists at the earliest possible time to complete the Drainage and Flushing Sluices in all respect to make them functional. Accordingly, as per approval of the Engineer the Contractor has signed a contract with the local factory for manufacturing 33 (thirty-three) sets of sluice gates and related accessories. Till November 2021, the local manufacturer completed manufacturing/fabrication of 16(Sixteen) sets of Gates and Hoists out of 33 sets, which had already been sent to the sites for installation. Another 8(Eight) sets have been completed and shipped to the respective sites within December 2021. With this lot, total 24 (Twenty Four) sets out of 33 sets are now ready for installation at the sites. Remaining 9 sets of Gates and Hoists are also ready at the factory and will be sent to sites within January 2022.

There are some Gates and Hoists at the old structures at different Polders of Package-2 which need to be replaced or repaired within the jurisdiction of the present Contract. The Contractor of Package-2 has been instructed to prepare an inventory of these Gates and Hoists in order to start the required work.

Package-3

Remaining Design of Flushing cum Drainage Regulators for Package-3 has got approval from BWDB Design Office. With this all the mechanical Design works in connection with Package-3, CEIP-1 has been completed.

3.3 Task B: Prepare Design, Bid Documents, EIAs, RAP, etc. for Package-3 Polders

3.3.1 Design

The detailed information regarding the status of preparation and approval of the design of different items of works of Package-3 has been shown in the Table 3-22 below:

Table 3-22: Status of Design for Package-3

SI No.	Polder	Embankment (Km)			Drainage Channel (Km)			Drainage Sluice (No.)			Flushing Sluice (No.)		
		Target	Achievement		Target	Achievement		Target	Achievement		Target	Achievement	
			Design Prepared	Design Approved		Design Prepared	Design Approved		Design Prepared	Design Approved		Design Prepared	Design Approved
1	14/1	31.25	31.25	31.25	13.23	13.23	13.23	4	4	4	1	1	1
2	15	30.78	30.78	30.78	15.44	15.44	15.44	4	4	4	0	0	0
3	16	44.75	44.75	44.75	47.90	47.90	47.90	17	17	16	0	0	0
4	17/1	38.50	38.50	38.50	35.80	35.80	35.80	10	10	10	0	0	0
5	17/2	11.00	11.00	11.00	12.40	12.40	12.40	3	3	3	0	0	0
6	23	36.70	36.70	36.70	31.50	31.50	31.50	12	12	12	12	12	12
7	34/3	17.00	17.00	17.00	11.10	11.10	11.10	3	3	3	6	6	6
Total =		209.98	209.98	209.98	167.37	167.37	167.37	53	53	52	19	19	19

River Bank Protection Works (Km)			Embankment Slope Protection Works (Km)			Gates & Hoists					
Target	Achievement		Target	Achievement		Target	Drainage Sluice (No.)		Target	Flushing Sluice (No.)	
	Design Prepared	Design Approved		Design Prepared	Design Approved		Typical Design Prepared	Typical Design Approved		Design Prepared	Design Approved
0.00	0.00	0	4.78	4.78	4.78			0		0	0
1.60	0.800	0.800	0.00	0.00	0			0		0	0
0.00	0	0	0.00	0	0			0		0	0
0.00	0	0	0.00	0	0			0		0	0
0.00	0	0	0.00	0	0			0		0	0
0.00	0	0	0.00	0	0			0		0	0
0.00	0	0	0.00	0	0			0		0	0
0.00	0	0	0.00	0	0			0		0	0
1.60	0.800	0.800	4.78	4.78	4.78	1	1	1	1	1	1

3.3.2 Bidding Document of Package-3

Preparation of the Bidding Documents based on estimate prepared based on draft design submitted to the concerned design office for approval had been completed and submitted to PMU on 17th October 2019. As per Aide-Memoire of the WB Implementation Support Review Mission during 16th August 2020 to 20th August 2020, the submitted Bid Documents are being updated based on the approved design of BWDB and expected to be submitted by February 2022.

3.3.3 Preparation of EIA of Package-3

The World Bank, after final review, has finalized the EIA report of Polder-14/1. The EIA reports of the remaining 6 Polders under Package-3 will follow subsequently.

3.3.4 RAP Preparation of Package-3

After the accomplishment of the map of alignment fixing by the concern of BWDB and Consultants, the LAP/RAP team has completed the Household (HH) numbering and IoL survey in 7 (seven) Polders (Polder-14/1, 15, 16, 17/1, 17/2, 23 and 34/3) under Package-3 of CEIP-1. A total of 20 community consultation meetings were conducted in 15 different locations in Polders of Package-3. Resettlement Action Plan (RAP) for Package-3 was prepared and submitted to the World Bank. Meanwhile, the design crest level has been increased from 4.50 m to 6.00 m with the instruction of BWDB and the design of embankment was approved accordingly. At present, the Package-3 is not implementing under CEIP-1 RAP has been prepared and submitted to the World Bank. The World Bank has suggested that this RAP may please be preserved for any future reference and use.

3.3.5 LAP Preparation for Package-3

The Land Acquisition Plan (LAP) of Package-3 has been prepared on the basis of original design of embankment where the crest width of the embankment was 4.50m. Meanwhile, BWDB had decided to change the design of embankment providing the crest width 6.00m instead of 4.50m. At the present context, the designs of embankment have been approved by the Design Circle-5, BWDB considering the crest width 6.00m. The LAP/RAP team has collected records and information on previously acquired land for seven Polders (Polder- 14/1, 15, 16, 17/1, 17/2, 23 and 34/3) from concerned O&M Divisions of BWDB and the concerned DC offices (Khulna, Satkhira and Bagerhat). Mouza Maps have also been collected from the office of Director, Land Records, Tejgaon, Dhaka and the DC office Khulna, Satkhira and Bagerhat. The works of Package-3 proposes to acquire 95.37 ha. of land for improvement of Seven Polders. The 3rdPackage is likely to displace 4,825 household (HH) and other units. But all these activities will require updated in accordance with the revised LAP and RAP.

3.4 Task C: Supervise Construction & Administer Contract of Package-1

3.4.1 Introduction

The Progress report covers the events up to 31st December 2021. The Contract for Package-1 was signed on 1st November 2015 for the execution of Rehabilitation/ Reconstruction and Upgrading of Polder-32; Polder-33; Polder 35/1 and 35/3 under Package-1. The date of formal commencement of work was on 26th January 2016.

Of the total 200.617 kilometres of embankment upgrading in the four Polders, about 182.884 kilometres are fully completed (excluding some dressing & turfing works) and 0.345 kilometre is partially done. Of the remaining 18.223 kilometre, around 17.733 kilometres are paved road. Of these, 17.699 kilometres, 10.65 km in Polder 35/1 and 1.95 km in Polder 35/3, in Bagerhat District and km 5.099 km in Polder 33, Khulna District. The most lengths of the paved roads are in good condition with crest levels around 40 to 50 cm lower than the CEIP-1 design crest levels. The crest widths are also close to CEIP-1 design crest width of 4.50 m. The local people are very much against dismantling these paved roads as they pass-through built-up areas with squatters on both sides. However, to keep the target length of embankment unchanged, slope development work of the embankment would be executed for these paved roads area. The Contractor has been instructed to carry out these works within March 2022.

Of the total 151.210 Km of Drainage Channel re-excavation, 136.949 Km lengths (91.12%) are completed. The re-excavation of Kumarkhali Khal (12.50 Km) in Polder 35/1 has been revisited recently and it was agreed with the Contractor and local people that these major channel will be re-excavated to the extent possible. The Contractor has been instructed to submit revised shop drawings for approval immediately to start this re-excavation. The Satghorer khal will also be re-excavated to connect with DS#7 and DS#8 for efficient drainage of the basin. With these re-excavations done, the target for the Result Framework would be achieved.

There is provision for 19.766 Km of embankment slope protection works in the four Polders of which 17.966 Km are completed as of 31 December 2021 and the remaining 1.80 km are in progress with the target completion by 15 March 2022. The 4.25 Km River Bank protection works are all completed.

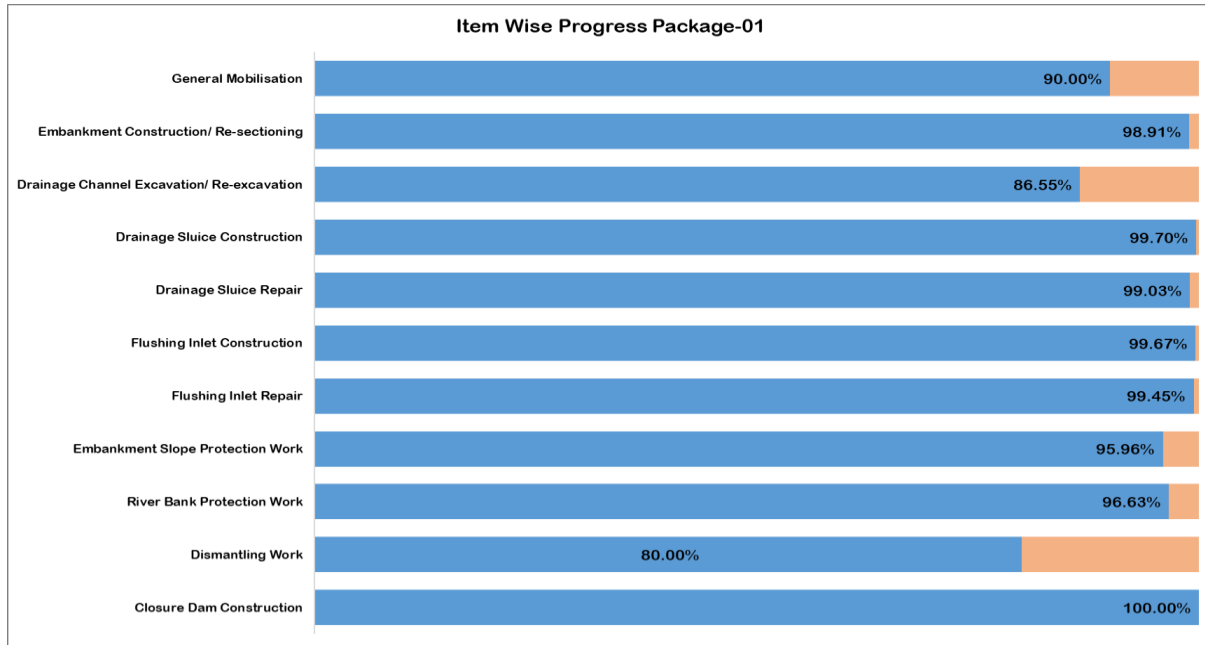


Figure 3-1: Item Wise Progress of Package-1

Water logging in Polder 35/1

As reported in the last month, there was severe water logging in Polder 35/1 under CEIP-1, Contract Package-1 in the last week of July & first week of August 2021 due to incessant record breaking rainfall from July 27, 2021 to August 01, 2021. Cultivated lands and homesteads were flooded and Polder residents suffered from inundation of their kitchens and sanitary facilities. District administration arranged dry foods to the affected Polder residents as the water logging situation stayed for over a week.

Project Director, PMU, CEIP-1, BWDB; Team Leader, DDSC&PMS Consultants and Consultants field staff including Construction Resident Engineer, Construction Supervision Engineer, and Field Engineers, rushed to the affected area and made immediate short term arrangement by installing drainage Pipe at nine strategic locations of the embankment in consultations with affected Community to remove water logging. Of the 9 (nine) locations identified, Pipe installations were all completed by the first week of September 2021.

During this time, Project Director, PMU, CEIP-1, BWDB, constituted a Committee with Executive Engineer, CEIP-1, BWDB, as the Convener and Resident Engineer, DDSC&PMS Consultants, as the Member-Secretary to visit the area and report the causes of water of water and suggest further remedial measures. The Committee submitted report on the 14th August 2021.

Team Leader, DDSC&PMS Consultants, also prepared and submitted an intermediate report including the findings of the Institute of Water Modelling (IWM), the BWDB Committee and also addressing the observations of the World Bank and submitted the revised intermediate report to the Office of the Project Director, PMU, CEIP-1, on 17th November 2021.

Both the Intermediate Report and the BWDB Committee Report recommended further investigation to consider permanent drainage Outlets/Inlets structures at the nine (9) locations where pipes are installed, as a permanent solution to this water logging problem.

Meanwhile, Project Director, PMU, CEIP-1, BWDB constituted another seven (7) member Committee on 2nd December 2021 that comprises of PMU staff & Consultants with Resident Engineer, DDSC&PMS Consultants, as a member to specifically identify the actual field situation of the five (5) khals that were reported to be closed (ref: DC, Bagerhat Memo) during construction of the CEIP-1 Embankment. The Deputy Commissioner, Bagerhat District, sent the report to the Senior Secretary, Ministry of Water Resources (MoWR) and the report was followed up by the Cabinet Division through the Office of the honourable Prime Minister, Government of Bangladesh. The honourable Prime Minister of Bangladesh sent a note to the Director General, Bangladesh Water Development Board (BWDB) that in the future the issue of water logging must be taken with adequate attention.

Meanwhile the latest Committee submitted their report on December 20, 2021 with the recommendations to replace temporary pipe installations with permanent minor Outlet/Inlet structures in at least seven of the nine locations. The Contractor has already been instructed to carry out site survey to prepare design of these minor drainage structures by the DDSC&PMS Consultants. The next step is to obtain approvals of the Competent Authority.

Emergency Bank Protection Works in Polder 35/1

The Emergency Bank Protection Works at km 2+000-2+300 (300 m) and at km 4+500-4+650 (150 m) with a total of 450 m in Polder 35/1 under CEIP-1, Contract Package-1, is about 98% completed and the balance 2% would be completed along with bank pitching works.

Precautionary Emergency Bank Protection Works in Polder 32

Precautionary Emergency Bank Protection Works in Polder 32 was taken up at the seven most vulnerable locations during the past monsoon months to protect the embankment and the lives and living of the Polder Community. Executive Engineer, CEIP-1, BWDB, Khulna assisted in counting the geo-bags through the BWDB Committee constituted by the Project Director and dumping were done for the most vulnerable length of about 525 m using around 61,000 – 250 kg sand filled geo-bags. Polder Community expressed their satisfaction and confirmed that these isolated dumping helped in safeguarding the completed embankment against river erosion during the monsoon months in 2021.

3.4.2 Physical Progress (Mile Stone Matrix)

Table 3-23: Physical Works Status of Package-1 as of December 2021

Item	Unit	RF Target	Revised Quantity	Tentative Program FY 2021-2022		Cumulative upto June 2021		Cumulative upto 30 November, 2021		Current Month		Cumulative upto 31 December, 2021		Cumulative During FY 2021-22	
				Full	Part	Completed	Partially Completed	Completed	Partially Completed	Completed	Partially Completed	Completed	Partially Completed	Completed	Partially Completed
1	2	3	4	5	6	7	8	9	10	11=(13-9)	12	13	14	15=(13-7)	16
General Mobilization	LS	-	-	-	0	90.00%		90.00%		0.00%		90.00%		0.00%	
Embankment Construction/Re-sectioning	Km	200.617	200.617			181.659	0.955	182.284	0.445	0.600	0.345	182.884	0.345	1.225	0.345
						98.63%		98.74%		0.16%		98.91%		0.27%	
Drainage Channel Excavation/Re-excavation	Km	151.210	150.299			136.80	0.000	136.80	0	0.150	0.00	136.95	0	0.15	0.00
						86.45%		86.45%		0.10%		86.55%		0.10%	
Drainage Sluice Construction	No.	38	38			38	0	38	0	0	0	38	0	0	0
						99.70%		99.70%		0.00%		99.70%		0.00%	
Drainage Sluice Repair	No.	2	2			2	0	2	0	0	0	2	0	0	0
						99.03%		99.03%		0.00%		99.03%		0.00%	
Flushing Inlet Construction	No.	30	29			29	0	29	0	0	0	29	0	0	0
						99.67%		99.67%		0.00%		99.67%		0.00%	
Flushing Inlet Repair	No.	14	14			14	0	14	0	0	0	14	0	0	0
						99.45%		99.45%		0.00%		99.45%		0.00%	
Embankment Slope Protection Work	Km	19.966	19.766			16.803	-	17.483	-	0.483	-	17.966	-	1.163	0.00
						94.25%		95.70%		0.27%		95.96%		1.71%	
River Bank Protection Work	Km	4.45	4.25			4.250	-	4.250	-	0.000	-	4.250	-	0.00	0.00
						95.94%		96.60%		0.02%		96.63%		0.68%	
Closure Dam Construction	No.	1	1			100%		100%							

Table 3-24: Polder wise Physical Works status of Package-1 as of December 2021

Package No	Polder No	Progress for Construction of Drainage sluices								Progress for Construction of Flushing Sluices							
		Number of DS	Dropped	Revised target of DS	100% Completed	Ongoing	Yet to Start	Overall Progress (%)	Sluice in operation.	Number of FS	Dropped	Revised target of FS	100% Completed	Ongoing	Yet to Start	Overall Progress (%)	Sluice in Operation
1	32	8	0	8	8	0	0	100.00%	8	2	1	1	1	0	0	100.00%	1
	33	12	0	12	12	0	0	100.00%	12	12	6	6	6	0	0	100.00%	6
	35/1	15	1	14	14	0	0	100.00%	14	16	4	12	12	0	0	100.00%	12
	35/3	4	0	4	4	0	0	100.00%	4	10	0	10	10	0	0	100.00%	10
	Total	39	1	38	38	0	0	99.70%	38	40	11	29	29	0	0	99.67%	29

Package No	Polder No	Progress for Repair of Drainage Sluices								Progress for Repair of Flushing Sluices							
		Number of DS	Number of Dropped	Revised target of DS Repair	100% Completed	Ongoing	Yet to Start	Overall Progress (%)	Sluice in operation.	Number of FS	Number of Dropped	Revised target of FS Repair	100% Completed	Ongoing	Yet to Start	Overall Progress (%)	Sluice in operation.
1	32	0	0	0	0	0	0	NA	0	19	13	6	6	0	0	100.00%	6
	33	0	0	0	0	0	0	NA	0	6	3	3	3	0	0	100.00%	3
	35/1	2	0	2	2	0	0	99.03%	2	3	0	3	3	0	0	100.00%	3
	35/3	0	0	0	0	0	0	NA	0	2	0	2	2	0	0	100.00%	2
	Total	2	0	2	2	0	0	99.03%	2	30	16	14	14	0	0	99.45%	14

Package No	Polder No	Progress for Bank Protection Work			Summary of Slope Protection Work			Progress for Excavation / Re-excavation of Drainage Channel				Summary of CC Block Production Status		
		Target Length (Km)	Completed Length (Km)	% Completed	Target Length (Km)	Completed Length (Km)	% Completed	Number of Canals	RF Target Length (Km)	Completed Length (Km)	% Completed	Target Quantity	Production Quantity	% Completed
Package 1	32	2.000	2.000	100.00%	3.30	3.300	100.00%	7	17.00	17.00	100.00%	1,943,383	1,943,312	100.00%
Package 1	33	1.300	1.300	100.00%	4.02	4.016	100.00%	13	62.83	62.83	100.00%	1,338,036	1,293,736	96.69%
Package 1	35/1	0.800	0.800	100.00%	11.75	9.950	84.68%	18	70.47	57.12	81.05%	2,956,616	2,778,317	93.97%
Package 1	35/3	0.150	0.150	100.00%	0.70	0.700	100.00%	2	0.00	0.00	NA	235,968	228,122	96.67%
Package 1	Total	4.250	4.250	96.63%	19.766	17.966	95.96%	40	150.299	136.949	86.55%	6,474,003	6,243,487	96.44%

Progress of Construction / Re-sectioning of Embankment														Partly Completed		
Package No	Polder No	Target Length (Km)	Completed Length (Km)	% Completed	New Emb. Length (Km)	Completed New Emb. Length (Km)	% Completed	Resectioning Length (Km)	Completed Resectioning Length (Km)	% Completed	Retd. Emb. Length (Km)	Completed Retd. Emb. Length (Km)	% Completed	New Emb. Length (Km)	Resectioning Length (Km)	Retd. Emb. Length (Km)
Package 1	32	49.666	49.322	99.31%	0.00	0.00	NA	30.70	30.36	98.88%	18.96	18.96	100.01%	0.000	0.345	0.000
Package 1	33	49.154	43.765	89.04%	0.00	0.00	NA	44.33	38.77	87.47%	4.83	4.99	103.42%	0.000	0.000	0.000
Package 1	35/1	61.972	51.922	83.78%	0.00	0.00	NA	55.35	45.20	81.66%	6.62	6.72	101.51%	0.000	0.000	0.000
Package 1	35/3	39.825	37.875	95.10%	0.00	0.00	NA	28.90	26.95	93.25%	10.93	10.93	100.00%	0.000	0.000	0.000
Package 1	Total	200.617	182.884	98.91%	0.000	0.000	NA	159.274	141.275	88.70%	41.34	41.61	100.64%	0.000	0.345	0.000

Table 3-25: Detailed information of Construction Status of Embankment of Package-1

#	Polder	Location	Status of Work	Length (Km)	Starting Chainage (Km)	End Chainage (Km)	Type of Work (New/ Retd./ Resectioning)	LA Problem	LA - Current Status	Required Earthwork Quantity (Cum)	Completed Earthwork Quantity (Cum)	Required Dressing & Turfing (Sq.m)	Completed Dressing and turfing (Sq.m)	Completed Earthwork %	Completed Dressing and turfing %	Progress as of Dec 2021	Completed Length (km)	Partly Completed Length (km)	Remarks
Package 1																			
1	32	Nalian	Completed	0.483	0.000	0.483	Resectioning	N	NA	23,228	23,228	10,272	10,272	100.00%	100.00%	100.00%	0.483	0.000	Work is Completed
2	32	Nalian	Completed	1.393	0.483	1.876	Retired	N	NA	63,519	29,624	29,624	29,624	100.00%	100.00%	100.00%	1.393	0.000	Work is Completed
3	32	Gunari	Completed	0.624	1.876	2.500	Resectioning	N	NA	29,858	29,858	13,270	13,270	100.00%	100.00%	100.00%	0.624	0.000	Work is Completed
4	32	Gunari	Completed	2.690	2.500	5.190	Retired	N	NA	141,764	141,764	57,207	57,207	100.00%	100.00%	100.00%	2.690	0.000	Work is Completed
5	32	Gunari	Completed	0.480	5.190	5.670	Resectioning	N	NA	14,075	14,075	10,208	10,208	100.00%	100.00%	100.00%	0.480	0.000	Work is Completed
6	32	Gunari	Completed	0.280	5.670	5.950	Retired	N	NA	15,209	15,209	5,955	5,955	100.00%	100.00%	100.00%	0.280	0.000	Work is Completed
7	32	Kalibari	Completed	1.300	5.950	7.250	Resectioning	N	NA	47,121	47,121	27,647	27,647	100.00%	100.00%	100.00%	1.300	0.000	Work is Completed
8	32	Kalibari	Completed	1.800	7.250	9.050	Retired	N	NA	84,911	84,911	38,280	38,280	100.00%	100.00%	100.00%	1.800	0.000	Work is Completed
9	32	Vita Bhanga	Completed	1.167	9.050	10.217	Resectioning	N	NA	27,523	27,523	24,818	24,818	100.00%	100.00%	100.00%	1.167	0.000	Work is Completed
10	32	Vita Bhanga	Completed	0.333	10.217	10.550	Retired	N	NA	12,255	12,255	7,082	7,082	100.00%	100.00%	100.00%	0.333	0.000	Work is Completed
11	32	Vita Bhanga & Joynagar	Completed	1.789	10.550	12.339	Resectioning	N	NA	37,410	37,410	38,046	38,046	100.00%	100.00%	100.00%	1.789	0.000	Work is Completed
12	32	Joynagar	Completed	0.429	12.339	12.768	Retired	N	NA	15,449	15,449	9,123	9,123	100.00%	100.00%	100.00%	0.429	0.000	Work is Completed
13	32	Joynagar	Completed	0.760	12.768	13.528	Resectioning	N	NA	15,933	15,933	16,163	16,163	100.00%	100.00%	100.00%	0.760	0.000	Work is Completed
14	32	Jaliyakhali	Completed	0.772	13.528	14.300	Retired	N	NA	32,299	32,299	16,418	16,418	100.00%	100.00%	100.00%	0.772	0.000	Work is Completed
15	32	Jaliyakhali	Completed	1.415	14.300	15.715	Resectioning	N	NA	26,458	26,458	30,092	30,092	100.00%	100.00%	100.00%	1.415	0.000	Work is Completed
16	32	Jaliyakhali	Completed	1.040	15.715	16.755	Retired	N	NA	45,253	45,253	22,117	22,117	100.00%	100.00%	100.00%	1.040	0.000	Work is Completed
17	32	Kamarkhola	Ongoing	1.603	16.755	18.358	Resectioning	N	NA	37,848	33,000	34,090	-	87.19%	0.00%	80.22%	1.258	0.345	Work in Progress
18	32	Kamarkhola	Completed	0.957	18.358	19.315	Retired	N	NA	37,999	37,999	20,352	20,352	100.00%	100.00%	100.00%	0.957	0.000	Work is Completed
19	32	Kamarkhola	Completed	0.959	19.315	20.274	Resectioning	N	NA	16,267	16,267	20,395	20,395	100.00%	100.00%	100.00%	0.959	0.000	Work is Completed
20	32	Kamarkhola	Completed	1.083	20.274	21.357	Retired	N	NA	40,650	40,650	23,032	23,032	100.00%	100.00%	100.00%	1.083	0.000	Work is Completed
21	32	Kamarkhola & Kalinagar	Completed	3.814	21.357	25.171	Resectioning	N	NA	49,814	49,814	81,111	81,111	100.00%	100.00%	100.00%	3.814	0.000	Work is Completed
22	32	Kalinagar	Completed	0.801	25.171	25.972	Retired	N	NA	26,259	26,259	17,035	17,035	100.00%	100.00%	100.00%	0.801	0.000	Work is Completed
23	32	Kalinagar & Sutarkhali	Completed	4.556	25.972	30.528	Resectioning	N	NA	68,868	68,868	96,891	96,891	100.00%	100.00%	100.00%	4.556	0.000	Work is Completed
24	32	Sutarkhali	Completed	0.144	30.528	30.672	Retired	N	NA	5,221	5,221	3,062	3,062	100.00%	100.00%	100.00%	0.144	0.000	Work is Completed
25	32	Sutarkhali	Completed	0.577	30.672	31.249	Resectioning	N	NA	9,238	9,238	12,271	12,271	100.00%	100.00%	100.00%	0.577	0.000	Work is Completed
26	32	Sutarkhali	Completed	0.621	31.249	31.870	Retired	N	NA	32,273	32,273	13,207	13,207	100.00%	100.00%	100.00%	0.621	0.000	Work is Completed
27	32	Sutarkhali	Completed	0.312	31.870	32.182	Resectioning	N	NA	11,679	11,679	6,635	6,635	100.00%	100.00%	100.00%	0.312	0.000	Work is Completed
28	32	Sutarkhali	Completed	0.251	32.182	32.433	Retired	N	NA	9,696	9,696	5,338	5,338	100.00%	100.00%	100.00%	0.251	0.000	Work is Completed
29	32	Sutarkhali	Completed	3.294	32.433	35.727	Resectioning	N	NA	65,968	65,968	70,052	70,052	100.00%	100.00%	100.00%	3.294	0.000	Work is Completed
30	32	Sutarkhali	Completed	0.838	35.727	36.565	Retired	N	NA	38,549	38,549	17,821	17,821	100.00%	100.00%	100.00%	0.838	0.000	Work is Completed
31	32	Sutarkhali	Completed	2.395	36.565	38.960	Resectioning	N	NA	56,875	56,875	50,934	50,934	100.00%	100.00%	100.00%	2.395	0.000	Work is Completed
32	32	Kalabogi	Completed	2.950	38.960	41.910	Resectioning	N	NA	134,676	134,676	62,737	62,737	100.00%	100.00%	100.00%	2.950	0.000	Work is Completed
33	32	Kalabogi	Completed	1.136	41.910	43.046	Resectioning	N	NA	42,409	42,409	24,159	24,159	100.00%	100.00%	100.00%	1.136	0.000	Work is Completed
34	32	Kalabogi	Completed	0.346	43.046	43.392	Retired	N	NA	15,286	15,286	7,358	7,358	100.00%	100.00%	100.00%	0.346	0.000	Work is Completed
35	32	Kalabogi	Completed	1.077	43.392	44.469	Resectioning	N	NA	52,885	52,885	22,904	22,904	100.00%	100.00%	100.00%	1.077	0.000	Work is Completed
36	32	Kalabogi	Completed	0.797	44.469	45.266	Retired	N	NA	47,680	47,680	16,950	16,950	100.00%	100.00%	100.00%	0.798	0.000	Work is Completed
37	32	Kalabogi	Completed	1.283	45.266	46.549	Resectioning	N	NA	33,848	33,848	27,285	27,285	100.00%	100.00%	100.00%	1.283	0.000	Work is Completed
38	32	Nalian	Completed	0.216	46.549	46.765	Retired	N	NA	11,062	11,062	4,594	4,594	100.00%	100.00%	100.00%	0.216	0.000	Work is Completed
39	32	Nalian	Completed	0.318	46.765	47.083	Resectioning	N	NA	9,915	9,915	5,338	5,338	100.00%	100.00%	100.00%	0.318	0.000	Work is Completed
40	32	Nalian	Completed	0.251	47.083	47.334	Retired	N	NA	15,967	15,967	5,338	5,338	100.00%	100.00%	100.00%	0.251	0.000	Work is Completed
41	32	Nalian	Completed	1.361	47.334	48.695	Resectioning	N	NA	49,268	49,268	28,944	28,944	100.00%	100.00%	100.00%	1.361	0.000	Work is Completed
42	32	Nalian	Completed	0.971	48.695	49.666	Retired	N	NA	65,931	65,931	20,650	20,650	100.00%	100.00%	100.00%	0.971	0.000	Work is Completed
43	33	Banishanta	Completed	0.474	0.000	0.474	Retired	Y	NA	24,964	24,964	9,084	9,084	100.00%	100.00%	100.00%	0.474	0.000	Work is Completed
44	33	Banishanta	Completed	0.584	0.474	1.058	Resectioning	N	NA	11,192	11,192	11,192	11,192	100.00%	100.00%	100.00%	0.584	0.000	Work is Completed
45	33	Purbo dangmari	Completed	0.492	1.058	1.550	Retired	N	NA	9,429	9,429	9,429	9,429	100.00%	100.00%	100.00%	0.492	0.000	Work is Completed
46	33	Dangmari	Completed	1.290	1.550	2.840	Resectioning	N	NA	24,723	24,723	24,723	24,723	100.00%	100.00%	100.00%	1.290	0.000	Work is Completed
47	33	Dangmari	Completed	0.461	2.840	3.301	Retired	N	NA	8,835	8,835	8,835	8,835	100.00%	100.00%	100.00%	0.461	0.000	Work is Completed
48	33	Dangmari to khajira	Completed	5.305	3.301	8.606	Resectioning	N	NA	101,669	101,669	101,669	101,669	100.00%	100.00%	100.00%	5.305	0.000	Work is Completed
49	33	khajira	Completed	0.101	8.606	8.707	Retired	N	NA	1,936	1,936	1,936	1,936	100.00%	100.00%	100.00%	0.101	0.000	Work is Completed
50	33	khajira	Completed	0.283	8.707	8.990	Resectioning	N	NA	5,424	5,424	5,424	5,424	100.00%	100.00%	100.00%	0.283	0.000	Work is Completed
51	33	Burr Dabor	Completed	0.175	8.990	9.165	Retired	N	NA	3,354	3,354	3,354	3,354	100.00%	100.00%	100.00%	0.175	0.000	Work is Completed
52	33	Burr Dabor	Completed	1.863	9.165	11.028	Resectioning	N	NA	35,742	35,742	35,742	35,742	100.00%	100.00%	100.00%	1.863	0.000	Work is Completed
53	33	Burr Dabor	Yet to Start	0.499	11.028	11.527	Resectioning	N	NA	-	-	-	-	0.00%	0.00%	0.00%	0.000	0.000	Paved road slope be developed
54	33	Burr Dabor to Bon lawdob	Completed	2.563	11.527	14.090	Resectioning	N	NA	49,062	49,062	49,062	49,062	100.00%	100.00%	100.00%	2.563	0.000	Work is Completed
55	33	Bon lawdob to Gazirji	Completed	0.739	14.090	14.829	Retired	N	NA	14,163	14,163	14,163	14,163	100.00%	100.00%	100.00%	0.739	0.000	Work is Completed
56	33	Gazirji to Ramnagar	Completed	2.293	14.829	17.122	Resectioning	N	NA	43,945	43,945	43,945	43,945	100.00%	100.00%	100.00%	2.293	0.000	Work is Completed
57	33	Ramnagar	Completed	0.528	17.122	17.650	Retired	N	NA	10,119	10,119	31,622	31,622	100.00%	100.00%	100.00%	0.528	0.000	Work is Completed
58	33	Ramnagar	Completed	1.582	17.650	19.232	Resectioning	N	NA	31,622	31,622	31,622	31,622	100.00%	100.00%	100.00%	1.582	0.000	Work is Completed
59	33	Thakurbati to khagraghat	Yet to Start	2.620	19.232	21.852	Resectioning	N	NA	-	-	-	-	0.00%	0.00%	0.00%	0.000	0.000	Paved road slope be developed
60	33	Dacope to Tangarchar	Completed	4.448	21.852	26.300	Resectioning	N	NA	84,325	84,325	84,325	84,325	100.00%	100.00%	100.00%	4.448	0.000	Work is Completed
61	33	Shaherabad (Dacope)	Completed	0.730	26.300	27.030	Retired	N	NA	32,663	32,663	13,990	13,990	100.00%	100.00%	100.00%	0.730	0.000	Work is Completed
62	33	Shaherabad to Poddarganj	Completed	1.287	27.030	28.317	Resectioning	N	NA	24,665	24,665	24,665	24,665	100.00%	100.00%	100.00%	1.287	0.000	Work is Completed
63	33	Poddarganj	Completed	0.224	28.317	28.541	Retired	N	NA	4,293	4,293	4,293	4,293	100.00%	100.00%	100.00%	0.224	0.000	Work is Completed

Bangladesh Water Development Board (BWDB)
Coastal Embankment Improvement Project, Phase-1 (CEIP-1)

#	Polder	Location	Status of Work	Length (Km)	Starting Chainage (Km)	End Chainage (Km)	Type of Work (New/ Retd./ Resectioning)	LA Problem	LA - Current Status	Required Earthwork Quantity (Cum)	Completed Earthwork Quantity (Cum)	Required Dressing & Turfing (Sq.m)	Completed Dressing and turfing (Sq.m)	Completed Earthwork %	Completed Dressing and turfing %	Progress as of Dec 2021	Completed Length (km)	Partly Completed Length (km)	Remarks
71	35/1	Fashiatola	Completed	0.750	0.000	0.750	Resectioning	N	NA	28,944	28,944	20,250	20,250	100.00%	100.00%	100.00%	0.750	0.000	Work is Completed
72	35/1	Fashiatola	Completed	1.300	0.750	2.050	Resectioning	N	NA	51,044	51,044	35,100	35,100	100.00%	100.00%	100.00%	1.300	0.000	Work is Completed
73	35/1	Fashiatola	Completed	0.600	2.050	2.650	Retired	N	NA	23,559	23,559	10,600	10,600	100.00%	100.00%	100.00%	0.600	0.000	Work is Completed
74	35/1	East Amtoli	Completed	1.250	2.650	3.900	Retired	N	NA	49,081	49,081	21,750	21,750	100.00%	100.00%	100.00%	1.250	0.000	Work is Completed
75	35/1	East Amtoli	Completed	0.300	3.900	4.200	Resectioning	N	NA	11,779	11,779	3,300	3,300	100.00%	100.00%	100.00%	0.300	0.000	Work is Completed
76	35/1	Kumarkhali	Completed	0.700	4.200	4.900	Resectioning	N	NA	27,485	27,485	7,700	7,700	100.00%	100.00%	100.00%	0.700	0.000	Work is Completed
77	35/1	Kumarkhali	Completed	0.250	4.900	5.150	Resectioning	N	NA	9,816	9,816	2,750	2,750	100.00%	100.00%	100.00%	0.250	0.000	Work is Completed
78	35/1	Kumarkhali	Completed	1.100	5.150	6.250	Resectioning	N	NA	43,191	43,191	27,300	27,300	100.00%	100.00%	100.00%	1.100	0.000	Work is Completed
79	35/1	Kumarkhali	Completed	0.750	6.250	7.000	Resectioning	N	NA	29,449	29,449	17,850	17,850	100.00%	100.00%	100.00%	0.750	0.000	Work is Completed
80	35/1	Khontakata	Completed	3.000	7.000	10.000	Resectioning	N	NA	117,795	117,795	69,000	69,000	100.00%	100.00%	100.00%	3.000	0.000	Work is Completed
81	35/1	Boraitola	Completed	2.300	10.000	12.300	Resectioning	N	NA	81,148	81,148	50,600	50,600	100.00%	100.00%	100.00%	2.300	0.000	Work is Completed
82	35/1	Boraitola	Completed	1.700	12.300	14.000	Retired	N	NA	67,073	67,073	44,900	44,900	100.00%	100.00%	100.00%	1.700	0.000	Work is Completed
83	35/1	Boraitola	Completed	1.005	14.000	15.005	Resectioning	N	NA	39,652	39,652	23,115	23,115	100.00%	100.00%	100.00%	1.005	0.000	Work is Completed
84	35/1	Boraitola	Completed	0.925	15.005	15.930	Resectioning	N	NA	36,320	36,320	21,275	21,275	100.00%	100.00%	100.00%	0.925	0.000	Work is Completed
85	35/1	Rajoir	Completed	2.990	15.930	18.920	Resectioning	N	NA	188,824	188,824	88,030	88,030	100.00%	100.00%	100.00%	2.990	0.000	Work is Completed
86	35/1	Chal Rayenda	Completed	1.060	18.920	19.980	Resectioning	N	NA	41,621	41,621	32,860	32,860	100.00%	100.00%	100.00%	1.060	0.000	Work is Completed
87	35/1	Chal Rayenda	Completed	0.020	19.980	20.000	Resectioning	N	NA	785	785	620	620	100.00%	100.00%	100.00%	0.020	0.000	Work is Completed
88	35/1	Tafalbari	Completed	0.500	20.000	20.500	Retired	N	NA	19,632	19,632	20,500	20,500	100.00%	100.00%	100.00%	0.500	0.000	Work is Completed
89	35/1	Tafalbari	Completed	0.500	20.500	21.000	Resectioning	N	NA	19,632	19,632	14,500	14,500	100.00%	100.00%	100.00%	0.500	0.000	Work is Completed
90	35/1	Gabtol	Completed	2.500	21.000	23.500	Resectioning	N	NA	98,162	98,162	72,500	72,500	100.00%	100.00%	100.00%	2.500	0.000	Work is Completed
91	35/1	Gabtol	Ongoing	2.500	23.500	26.000	Retired	N	NA	98,162	98,162	88,500	-	100.00%	0.00%	92.00%	2.500	0.000	Work in Progress
92	35/1	Terabeka	Completed	2.000	26.000	28.000	Resectioning	N	NA	78,530	78,530	44,000	44,000	100.00%	100.00%	100.00%	2.000	0.000	Work is Completed
93	35/1	Sharankhola	Completed	1.150	28.000	29.150	Resectioning	N	NA	45,155	45,155	25,300	25,300	100.00%	100.00%	100.00%	1.150	0.000	Work is Completed
94	35/1	Sharankhola	Completed	1.450	29.150	30.600	Resectioning	N	NA	56,934	56,934	31,900	31,900	100.00%	100.00%	100.00%	1.450	0.000	Work is Completed
95	35/1	Sharankhola	Completed	2.100	30.600	32.700	Resectioning	N	NA	29,900	29,900	46,200	46,200	100.00%	100.00%	100.00%	2.100	0.000	Work is Completed
96	35/1	Sonatala	Completed	2.300	32.700	35.000	Resectioning	N	NA	90,309	90,309	50,600	50,600	100.00%	100.00%	100.00%	2.300	0.000	Work is Completed
97	35/1	Sonatala	Completed	1.500	35.000	36.500	Resectioning	N	NA	25,500	25,500	33,000	33,000	100.00%	100.00%	100.00%	1.500	0.000	Work is Completed
98	35/1	Sonatala	Completed	2.000	36.500	38.500	Resectioning	N	NA	41,742	41,742	44,000	44,000	100.00%	100.00%	100.00%	2.000	0.000	Work is Completed
99	35/1	Rasulpur	Completed	0.850	38.500	39.350	Resectioning	N	NA	33,536	33,536	17,850	17,850	100.00%	100.00%	100.00%	0.850	0.000	Work is Completed
100	35/1	Rasulpur	Completed	3.110	39.350	42.460	Resectioning	N	NA	79,630	79,630	68,420	68,420	100.00%	100.00%	100.00%	3.110	0.000	Work is Completed
101	35/1	Rajaour	Completed	1.450	42.460	43.910	Resectioning	N	NA	56,934	56,934	31,900	31,900	100.00%	100.00%	100.00%	1.450	0.000	Work is Completed
102	35/1	Rajaour	Completed	0.140	43.910	44.050	Resectioning	N	NA	5,497	5,497	3,080	3,080	100.00%	100.00%	100.00%	0.140	0.000	Work is Completed
103	35/1	Rajaour	Completed	6.050	44.050	50.100	Resectioning	N	NA	220,870	220,870	133,100	133,100	100.00%	100.00%	100.00%	6.050	0.000	Work is Completed
104	35/1	Dhansagor	Completed	1.150	50.100	51.250	Resectioning	N	NA	45,155	45,155	25,300	25,300	100.00%	100.00%	100.00%	1.150	0.000	Work is Completed
105	35/1	Dhansagor	Ongoing	9.650	51.250	60.900	Resectioning	N	NA	50,000	5,500	202,650	-	11.00%	0.00%	10.12%	0.500	0.000	Work in Progress
106	35/1	Sannashi	Yet to Start	1.000	60.900	61.900	Resectioning	N	NA	35,509	-	19,800	-	0.00%	0.00%	0.00%	0.000	0.000	Paved road slope be developed
107	35/1	Sannashi	Completed	0.072	61.900	61.972	Retired	N	NA	8,476	8,476	4,128	4,128	100.00%	100.00%	100.00%	0.072	0.000	Work is Completed
108	35/3	Mollik ber	Completed	0.140	0.000	0.140	Resectioning	N	NA	4,724	4,724	3,046	3,046	100.00%	100.00%	100.00%	0.140	0.000	Work is Completed
109	35/3	Mollik ber	Completed	0.340	0.140	0.480	Retired	N	NA	15,311	15,311	7,398	7,398	100.00%	100.00%	100.00%	0.340	0.000	Work is Completed
110	35/3	Mollik ber	Completed	0.285	0.480	0.765	Resectioning	N	NA	7,534	7,534	6,202	6,202	100.00%	100.00%	100.00%	0.285	0.000	Work is Completed
111	35/3	Mollik ber	Completed	0.375	0.765	1.140	Retired	N	NA	16,049	16,049	8,160	8,160	100.00%	100.00%	100.00%	0.375	0.000	Work is Completed
112	35/3	Mollik ber	Completed	1.405	1.140	2.545	Resectioning	N	NA	53,284	53,284	30,573	30,573	100.00%	100.00%	100.00%	1.405	0.000	Work is Completed
113	35/3	Mollik ber	Completed	1.095	2.545	3.640	Retired	N	NA	51,415	51,415	23,827	23,827	100.00%	100.00%	100.00%	1.095	0.000	Work is Completed
114	35/3	Mollik ber	Completed	1.330	3.640	4.970	Resectioning	N	NA	39,093	39,093	28,941	28,941	100.00%	100.00%	100.00%	1.330	0.000	Work is Completed
115	35/3	Mollik ber	Completed	0.100	4.970	5.070	Retired	N	NA	4,433	4,433	2,176	2,176	100.00%	100.00%	100.00%	0.100	0.000	Work is Completed
116	35/3	Bashbaria	Completed	1.715	5.070	6.785	Resectioning	N	NA	49,997	49,997	37,318	37,318	100.00%	100.00%	100.00%	1.715	0.000	Work is Completed
117	35/3	Bashbaria	Completed	2.515	6.785	9.300	Retired	N	NA	122,038	122,038	54,726	54,726	100.00%	100.00%	100.00%	2.515	0.000	Work is Completed
118	35/3	Panchamala	Completed	0.320	9.300	9.620	Resectioning	N	NA	7,225	7,225	6,963	6,963	100.00%	100.00%	100.00%	0.320	0.000	Work is Completed
119	35/3	Panchamala	Completed	0.980	9.620	10.600	Retired	N	NA	49,393	49,393	21,325	21,325	100.00%	100.00%	100.00%	0.980	0.000	Work is Completed
120	35/3	Panchamala	Completed	1.900	10.600	12.500	Resectioning	N	NA	59,564	59,564	41,344	41,344	100.00%	100.00%	100.00%	1.900	0.000	Work is Completed
121	35/3	Radhaballav	Completed	1.365	12.500	13.865	Retired	N	NA	72,119	72,119	29,702	29,702	100.00%	100.00%	100.00%	1.365	0.000	Work is Completed
122	35/3	Radhaballav	Completed	0.105	13.865	13.970	Resectioning	N	NA	2,982	2,982	2,285	2,285	100.00%	100.00%	100.00%	0.105	0.000	Work is Completed
123	35/3	Radhaballav	Completed	0.165	13.970	14.135	Retired	N	NA	5,945	5,945	3,590	3,590	100.00%	100.00%	100.00%	0.165	0.000	Work is Completed
124	35/3	Radhaballav	Completed	1.165	14.135	15.300	Resectioning	N	NA	45,703	45,703	25,350	25,350	100.00%	100.00%	100.00%	1.165	0.000	Work is Completed
125	35/3	Karapara	Completed	0.270	15.300	15.570	Retired	N	NA	17,381	17,381	5,875	5,875	100.00%	100.00%	100.00%	0.270	0.000	Work is Completed
126	35/3	Karapara	Completed	3.770	15.570	19.340	Resectioning	N	NA	136,405	136,405	82,035	82,035	100.00%	100.00%	100.00%	3.770	0.000	Work is Completed
127	35/3	Dema	Completed	0.440	19.340	19.780	Retired	N	NA	10,560	10,560	9,574	9,574	100.00%	100.00%	100.00%	0.440	0.000	Work is Completed
128	35/3	Dema	Completed	9.320	19.780	29.100	Resectioning	N	NA	306,596	306,596	202,803	202,803	100.00%	100.00%	100.00%	9.320	0.000	Work is Completed
129	35/3	Khagrahat	Completed	1.160	29.100	30.260	Retired	N	NA	53,605	53,605	25,242	25,242	100.00%	100.00%	100.00%	1.160	0.000	Work is Completed
130	35/3	Dema	Completed	3.950	30.260	34.210	Resectioning	N	NA	110,694	110,694	87,040	87,040	100.00%	100.00%	100.00%	3.950	0.000	Work is Completed
131	35/3	Mollik ber	Yet to Start	1.950	34.210	36.160	Resectioning	N	NA	-	-	-	-	0.00%	0.00%	0.00%	0.000	0.000	Paved road to be developed
132	35/3	Mollik ber	Completed	1.220	36.160	37.380	Retired	N	NA	55,196	55,196	26,547	26,547	100.00%	100.00%	100.00%	1.220	0.000	Work is Completed
133	35/3	Mollik ber	Completed	0.020	37.380	37.400	Resectioning	N	NA	845	845	435	435	100.00%	100.00%	100.00%	0.020	0.000	Work is Completed
134	35/3	Mollik ber	Completed	0.430	37.400	37.830	Retired	N	NA	20,042	20,042	9,357	9,357	100.00%	100.00%	100.00%	0.430	0.000	

Table 3-26: Detailed information of Construction Status of Drainage Channel of Package-1

#	Polder	Name of Khal	Status of Work	Length (Km)	Completed Length (km)	Required Quantity (Cum)	Achieved Quantity (Cum)	Status as of Dec 2021	Remarks
Package 1									
1	32	Charar (DS-1)	Completed	1.470	1.470	20,240.00	20,240.00	100.00%	Work completed.
2	32	Hatkholra (DS-2)	Completed	3.321	3.321	44,046.00	44,046.00	100.00%	Work completed.
3	32	Para (DS-3)	Completed	4.313	4.313	30,711.00	30,711.00	100.00%	Work completed.
4	32	Kayratoli (DS-7)	Completed	3.116	3.116	25,240.00	25,240.00	100.00%	Work completed.
5	32	Clozarer (DS-8)	Completed	1.783	1.783	22,915.00	22,915.00	100.00%	Work completed.
6	32	Jaliakhali (DS-16)	Completed	3.000	3.000	8,019.15	8,019.15	100.00%	Work completed.
12	33	Bojan, DS 1	Completed	2.156	2.156	53,571.00	53,571.00	100.00%	Work completed.
9	33	Khejura, DS 2	Completed	5.500	5.500	39,452.00	39,452.00	100.00%	Work completed.
13	33	Borobage, DS 3	Completed	7.500	7.500	28,241.00	28,241.00	100.00%	Work completed.
14	33	Bolder, DS 4	Completed	0.975	0.975	18,618.00	18,618.00	100.00%	Work completed.
8	33	Chara, DS 5	Completed	10.000	10.000	89,475.00	89,475.00	100.00%	Work completed.
15	33	Dhopadi, DS 6	Completed	4.073	4.073	61,069.00	61,069.00	100.00%	Work completed.
16	33	Dacope, DS 7	Completed	3.950	3.950	115,279.00	115,279.00	100.00%	Work completed.
7	33	Bajua, DS 9	Completed	8.890	8.890	51,558.00	51,558.00	100.00%	Work completed.
11	33	Pachin Baju, DS 10	Completed	8.500	8.500	630.00	630.00	100.00%	Work completed.
10	33	Khuntakali, DS 11	Completed	4.350	4.350	43,945.00	43,945.00	100.00%	Work completed.
17	33	Borobaker, DS 13	Completed	5.616	5.616	34,205.00	34,205.00	100.00%	Work completed.
18	33	Kata, FS 9	Completed	1.320	1.320	31,744.00	31,744.00	100.00%	Work completed.
19	35/1	Terabeka,DS-08(Khal-01)	Completed	2.505	2.505	18,304.00	18,304.00	100.00%	Work Completed
20	35/1	Rayenda,DS-04(Khal-20)	Completed	9.500	9.500	81,985.00	81,985.00	100.00%	Work Completed
21	35/1	Satgharer,DS-18(Khal-02)	Ongoing	1.000	0.150	9,365.00	1,500.00	15.00%	Work in Progress
22	35/1	Gabto,DS-07(Khal-04)	Completed	2.000	2.000	10,575.00	10,575.00	100.00%	Work Completed
23	35/1	Tafalbari(Khal-06),DS-06	Completed	6.197	6.197	44,382.00	44,383.00	100.00%	Work Completed
24	35/1	Sonatola(Khal-11),DS-10	Completed	2.500	2.500	14,468.00	14,468.00	100.00%	Work Completed
25	35/1	Jheelbonia(Khal-19),DS-05	Completed	5.730	5.730	38,856.00	38,856.00	100.00%	Work Completed
26	35/1	Thanar(Khal-42),DS-11	Completed	3.511	3.511	70,562.00	70,562.00	100.00%	Work Completed
27	35/1	Khunta kata(Khal-61),DS-03	Completed	3.500	3.500	454.50	455.00	100.00%	Work Completed
28	35/1	Kumarkhali(Khal-64),DS-02	Yet to Start	12.500	0.000	196,165.00	-	0.00%	Work to be done in this dry season
29	35/1	Sannashir(Khal-73),DS-01	Completed	1.500	1.500	11,825.00	11,825.00	100.00%	Work Completed
30	35/1	Andaria(Khal-75),DS-15	Completed	2.075	2.075	32,662.00	32,662.00	100.00%	Work Completed
31	35/1	Kabirajer(Khal-79),DS-13	Completed	3.151	3.151	38,743.00	38,743.00	100.00%	Work Completed
32	35/1	Rajapur(Khal-81),DS-12	Completed	3.730	3.730	77,690.00	77,690.00	100.00%	Work Completed
33	35/1	Khajurbaria(Khal-90),DS-17	Completed	5.500	5.500	75,241.00	75,241.00	100.00%	Work Completed
34	35/1	Rathiar(Khal-84),DS-16	Completed	4.625	4.625	69,186.00	69,186.00	100.00%	Work Completed
35	35/1	Fajajipara(Khal-76),DS-14	Completed	0.942	0.942	7,695.00	7,695.00	100.00%	Work Completed
36	35/3	Care Khal	Dropped	0.000	0.000	-	-	NA	Not required hence it is drop.
Total				150.299	136.949	1,517,116.65	1,313,088.15		

Table 3-27: Detailed information of Construction Status of Drainage Sluices of Package-1

#	Polder	Sluice Name	Dropped/ Not Dropped	LA Problem	LA - Current Status	Preparation cofferdam-excavation-dewatering	Foundation sand piling - Sheet Piles	Structure - Concreting Work	Installation CC block placing - Gate	Status as of Dec 2021	Remarks
Drainage Sluice											
1	32	DS-1	Completed	N	NA	100%	100%	100%	100%	100%	Sluice in operation.
2	32	DS-2	Completed	N	NA	100%	100%	100%	100%	100%	Sluice in operation.
3	32	DS-7	Completed	N	NA	100%	100%	100%	100%	100%	Sluice in operation.
4	32	DS-8	Completed	N	NA	100%	100%	100%	100%	100%	Sluice in operation.
5	32	DS-9	Completed	N	NA	100%	100%	100%	100%	100%	Sluice in operation.
6	32	DS-10	Completed	N	NA	100%	100%	100%	100%	100%	Sluice in operation.
7	32	DS-11	Completed	N	NA	100%	100%	100%	100%	100%	Sluice in operation.
8	32	DS-16	Completed	N	NA	100%	100%	100%	100%	100%	Sluice in operation.
9	33	DS-1	Completed	N	NA	100%	100%	100%	100%	100%	Sluice in operation.
10	33	DS-2	Completed	N	NA	100%	100%	100%	100%	100%	Sluice in operation.
11	33	DS-3	Completed	N	NA	100%	100%	100%	100%	100%	Sluice in operation.
12	33	DS-4	Completed	N	NA	100%	100%	100%	100%	100%	Sluice in operation.
13	33	DS-6	Completed	N	NA	100%	100%	100%	100%	100%	Sluice in operation.
14	33	DS-7	Completed	N	NA	100%	100%	100%	100%	100%	Sluice in operation.
15	33	DS-8	Completed	N	NA	100%	100%	100%	100%	100%	Sluice in operation.
16	33	DS-9	Completed	N	NA	100%	100%	100%	100%	100%	Sluice in operation.
17	33	DS-10	Completed	N	NA	100%	100%	100%	100%	100%	Sluice in operation.
18	33	DS-11	Completed	N	NA	100%	100%	100%	100%	100%	Sluice in operation.
19	33	DS-12	Completed	N	NA	100%	100%	100%	100%	100%	Sluice in operation.
20	33	DS-13	Completed	N	NA	100%	100%	100%	100%	100%	Sluice in operation.
21	35/1	DS-1	Completed	N	NA	100%	100%	100%	100%	100%	Sluice in operation.
22	35/1	DS-2	Completed	N	NA	100%	100%	100%	100%	100%	Sluice in operation.
23	35/1	DS-4	Completed	N	NA	100%	100%	100%	100%	100%	Sluice in operation.
24	35/1	DS-5	Completed	N	NA	100%	100%	100%	100%	100%	Sluice in operation.
25	35/1	DS-6	Completed	N	NA	100%	100%	100%	100%	100%	Sluice in operation.
26	35/1	DS-7	Completed	N	NA	100%	100%	100%	100%	100%	Sluice in operation.
27	35/1	DS-8	Completed	N	NA	100%	100%	100%	100%	100%	Sluice in operation.
28	35/1	DS-11	Completed	N	NA	100%	100%	100%	100%	100%	Sluice in operation.
29	35/1	DS-12	Completed	N	NA	100%	100%	100%	100%	100%	Sluice in operation.
30	35/1	DS-13	Completed	N	NA	100%	100%	100%	100%	100%	Sluice in operation.
31	35/1	DS-14	Completed	N	NA	100%	100%	100%	100%	100%	Sluice in operation.
32	35/1	DS-15	Completed	N	NA	100%	100%	100%	100%	100%	Sluice in operation.
33	35/1	DS-16	Completed	N	NA	100%	100%	100%	100%	100%	Sluice in operation.
34	35/1	DS-17	Completed	N	NA	100%	100%	100%	100%	100%	Sluice in operation.
35	35/1	DS-18	Dropped	N	NA					0%	DS-18, Dropped due to vulnerable situation of Baleshor River from November, 2016
36	35/3	DS-1	Completed	N	NA	100%	100%	100%	100%	100%	Sluice in operation.
37	35/3	DS-2	Completed	N	NA	100%	100%	100%	100%	100%	Sluice in operation.
38	35/3	DS-3	Completed	N	NA	100%	100%	100%	100%	100%	Sluice in operation.
39	35/3	DS-4	Completed	N	NA	100%	100%	100%	100%	100%	Sluice in operation.

Table 3-28: Detailed Information of Construction Status of Flushing Sluices of Package-1

#	Polder	Sluice Name	Dropped/ Not Dropped	LA Problem	LA - Current Status	Preparation cofferdam- excavation- dewatering	Foundation sand piling- Sheet Piles	Structure - Concreting Work	Installation CC block placing - Gate	Status as of Dec 2021	Status as of Nov 2021	Remarks
Flushing Sluice												
1	32	FS-3	Dropped	Y						0%	0%	Dropped as local chairman does not allow to construct the FS-3 .
2	32	D-10	Completed	N	NA	100%	100%	100%	100%	100%	100%	Sluice in operation.
3	33	FS-1	Dropped	N	NA					0%	0%	Dropped due to Court Case
4	33	FS-3	Dropped	Y						0%	0%	Dropped as adjacent DS-3 will serve the purpose
5	33	FS-5	Completed	N	NA	100%	100%	100%	100%	100%	100%	Sluice in operation.
6	33	FS-6	Completed	N	NA	100%	100%	100%	100%	100%	100%	Sluice in operation.
7	33	FS-8	Completed	N	NA	100%	100%	100%	100%	100%	100%	Sluice in operation.
8	33	FS-9	Completed	N	NA	100%	100%	100%	100%	100%	100%	Sluice in operation.
9	33	FS-10	Dropped	Y						0%	0%	Dropped due to Land Problem.
10	33	FS-11	Completed	N	NA	100%	100%	100%	100%	100%	100%	Sluice in operation.
11	33	FS-14	Dropped	Y						0%	0%	Dropped due to Land Problem for excavation of diversion channel
12	33	FS-15	Dropped	N	NA					0%	0%	Structure is good condition, converted to repair. Design data submitted for repair work.
13	33	FS-17	Completed	N	NA	100%	100%	100%	100%	100%	100%	Sluice in operation.
14	33	FS-19	Dropped							0%	0%	Dropped due to Land Problem .
15	35/1	FS-1	Completed	N	NA	100%	100%	100%	100%	100%	100%	Sluice in operation.
16	35/1	FS-2	Completed	N	NA	100%	100%	100%	100%	100%	100%	Sluice in operation.
17	35/1	FS-4	Completed	N	NA	100%	100%	100%	100%	100%	100%	Sluice in operation.
18	35/1	FS-5	Completed	N	NA	100%	100%	100%	100%	100%	100%	Sluice in operation.
19	35/1	FS-6	Dropped	Y						0%	0%	Dropped due to Land Problem for excavation of diversion channel
20	35/1	FS-7	Completed	N	NA	100%	100%	100%	100%	100%	100%	Sluice in operation.
21	35/1	FS-12	Completed	N	NA	100%	100%	100%	100%	100%	100%	Sluice in operation.
22	35/1	FS-13	Completed	N	NA	100%	100%	100%	100%	100%	100%	Sluice in operation.
23	35/1	FS-14	Dropped	Y						0%	0%	Dropped due to Land Problem for excavation of diversion channel
24	35/1	FS-15	Dropped	Y						0%	0%	Dropped due to Land Problem for excavation of diversion channel
25	35/1	FS-16	Completed	N	NA	100%	100%	100%	100%	100%	100%	Sluice in operation.
26	35/1	FS-17	Completed	N	NA	100%	100%	100%	100%	100%	100%	Sluice in operation.
27	35/1	FS-18	Completed	N	NA	100%	100%	100%	100%	100%	100%	Sluice in operation.
28	35/1	FS-19	Completed	N	NA	100%	100%	100%	100%	100%	100%	Sluice in operation.
29	35/1	FS-21	Dropped	Y						0%	0%	The local farmer and UP Member demanded new sluice by their letter dated 10.12.2018 to EE & DRE,CEIP-1.Land issues for diversion channel at R/S needs to be solved & decision of competent authority needs for next step of construction of FS-21.Instruction from Dhaka office that FS-21 needs to be constructed.BWDB land to be identified by Resettlement team.
30	35/1	FS-22	Completed	N	NA	100%	100%	100%	100%	100%	100%	Sluice in operation.
31	35/1	FS-23	Dropped	Y						0%	0%	Dropped due to Land Problem for excavation of diversion channel
32	35/3	FS-1	Completed	N	NA	100%	100%	100%	100%	100%	100%	Sluice in operation.
33	35/3	FS-3	Completed	N	NA	100%	100%	100%	100%	100%	100%	Sluice in operation.
34	35/3	FS-4	Completed	N	NA	100%	100%	100%	100%	100%	100%	Sluice in operation.
35	35/3	FS-5	Completed	N	NA	100%	100%	100%	100%	100%	100%	Sluice in operation.
36	35/3	FS-6	Completed	N	NA	100%	100%	100%	100%	100%	100%	Sluice in operation.
37	35/3	FS-8	Completed	N	NA	100%	100%	100%	100%	100%	100%	Sluice in operation.
38	35/3	FS-9	Completed	N	NA	100%	100%	100%	100%	100%	100%	Sluice in operation.
39	35/3	FS-10	Completed	N	NA	100%	100%	100%	100%	100%	100%	Sluice in operation.
40	35/3	FS-13	Completed	N	NA	100%	100%	100%	100%	100%	100%	Sluice in operation.
41	35/3	FS-14	Completed	N	NA	100%	100%	100%	100%	100%	100%	Sluice in operation.

Table 3-29: Detailed Information for Repairing of Drainage & Flushing Sluices of Package-1

#	Type of HS	Package	Polder	Sluice Name	Status (Dropped/ Not Dropped)	LA Problem	LA - Current Status	Preparation cofferdam- excavation-	Foundation sand piling - Sheet Piles	Structure - Concreting Work	Installation CC block placing -	Status as of Dec 2021	Remarks
Drainage Sluice													
1	DS	1	35/1	DS-03	Completed	N	NA	100%	100%	100%	100%	100%	Sluice in operation.
2	DS	1	35/1	DS-10	Completed	N	NA	100%	100%	100%	100%	100%	Sluice in operation.
Flushing Sluice													
1	FS	1	32	FS-01	Completed	N	NA	100%	100%	100%	100%	100%	Sluice in operation.
2	FS	1	32	FFDFB-01	Completed	N	NA	100%	100%	100%	100%	100%	Sluice in operation.
3	FS	1	32	FFDFM-01	Completed	N	NA	100%	100%	100%	100%	100%	Sluice in operation.
4	FS	1	32	FFDFR-01	Dropped							NA	No need to repair. (FFDFR-01)
5	FS	1	32	FM-08	Completed	N	NA	100%	100%	100%	100%	100%	Sluice in operation.
6	FS	1	32	FS-04	Dropped							NA	Sluice not repairable.(FS-04)
7	FS	1	32	FM-09	Completed	N	NA	100%	100%	100%	100%	100%	Sluice in operation.
8	FS	1	32	FM-10	Completed	N	NA	100%	100%	100%	100%	100%	Sluice in operation.
9	FS	1	32	FM-12	Dropped							NA	No need to repair
10	FS	1	32	FM-01	Dropped							NA	No need to repair
11	FS	1	32	FM-02	Dropped							NA	Sluice is not used any more.
12	FS	1	32	FM-07	Dropped							NA	No to need repair, connected with private pond
13	FS	1	32	FM-11	Dropped							NA	No to need repair, connected with private pond
14	FS	1	32	FO-02	Dropped							NA	Abandoned as outside the retired embankment
15	FS	1	32	FO-03	Dropped							NA	No repair needed
16	FS	1	32	FO-04	Dropped							NA	Abandoned as outside the retired embankment
17	FS	1	32	FO-05	Dropped							NA	Abandoned as outside the retired embankment
18	FS	1	32	FO-06	Dropped							NA	Abandoned as outside the retired embankment
19	FS	1	32	FH-9	Dropped							NA	Engulfed by river erosion
20	FS	1	33	FS-02	Dropped							NA	Private structure, no repair needed
21	FS	1	33	FS-12	Dropped							NA	Private structure, no repair needed
22	FS	1	33	FS-13	Completed	N	NA	100%	100%	100%	100%	100%	Sluice in operation.
23	FS	1	33	FS-15	Completed	N	NA	100%	100%	100%	100%	100%	Sluice in operation.
24	FS	1	33	FS-16	Completed	N	NA	100%	100%	100%	100%	100%	Sluice in operation.
25	FS	1	33	FS-18	Dropped							NA	Private structure, no repair needed
26	FS	1	35/1	FS-03	Completed	N	NA	100%	100%	100%	100%	100%	Sluice in operation.
27	FS	1	35/1	FS-10	Completed	N	NA	100%	100%	100%	100%	100%	Sluice in operation.
28	FS	1	35/1	FS-20	Completed	N	NA	100%	100%	100%	100%	100%	Sluice in operation.
29	FS	1	35/3	FS-02	Completed	N	NA	100%	100%	100%	100%	100%	Sluice in operation.
30	FS	1	35/3	FS-07	Completed	N	NA	100%	100%	100%	100%	100%	Sluice in operation.

Bangladesh Water Development Board (BWDB)
Coastal Embankment Improvement Project, Phase-1 (CEIP-1)

Table 3-30: Detailed Information of Slope Protection Works of Package-1

#	Polder #	Length (Km)	LA Problem	LA - Current Status	Status of Work	Starting Chainage (Km)	End Chainage (Km)	Mobilization	Production of CC Blocks	Placing of CC block	Other related work	Completed Length (km)	Status as of Dec 2021	Remarks
Package 1								3%	77%	7%	13%			
1	32	0.700	N	NA	Completed	4.80	5.50	100%	100%	100%	100%	0.700	100%	Work is Completed
2	32	0.600	N	NA	Completed	7.10	7.70	100%	100%	100%	100%	0.600	100%	Work is Completed
3	32	1.000	N	NA	Completed	9.00	10.00	100%	100%	100%	100%	1.000	100%	Work is Completed
4	32	1.000	N	NA	Completed	15.00	16.00	100%	100%	100%	100%	1.000	100%	Work is Completed
5	33	0.100	N	NA	Completed	28.50	28.60	100%	100%	100%	100%	0.100	100%	Work is Completed
6	33	2.199	N	NA	Completed	41.74	43.93	100%	100%	100%	100%	2.199	100%	Work is Completed
7	33	0.042	N	NA	Completed	44.03	44.07	100%	100%	100%	100%	0.042	100%	Work is Completed
8	33	0.110	N	NA	Completed	45.00	45.11	100%	100%	100%	100%	0.110	100%	Work is Completed
9	33	0.165	N	NA	Completed	45.30	45.47	100%	100%	100%	100%	0.165	100%	Work is Completed
9	33	0.100	N	NA	Completed	45.47	45.57	100%	100%	100%	100%	0.100	100%	Work is Completed
9	33	1.000	N	NA	Completed	45.60	46.60	100%	100%	100%	100%	1.000	100%	Work is Completed
9	33	0.300	N	NA	Completed	47.87	48.17	100%	100%	100%	100%	0.300	100%	Work is Completed
10	35/1	0.277	N	NA	Ongoing	2.02	2.30	100%	100%	90%	80%	0.150	96.70%	Work in progress
11	35/1	1.000	N	NA	Completed	2.30	3.30	100%	100%	100%	100%	1.000	100.00%	Work is Completed
12	35/1	0.773	N	NA	Ongoing	3.80	4.57	100%	100%	90%	90%	0.750	98.00%	Work in Progress
13	35/1	0.183	N	NA	Completed	5.12	5.30	100%	100%	100%	100%	0.183	100.00%	Work is Completed
14	35/1	0.267	N	NA	Completed	5.30	5.57	100%	100%	100%	100%	0.267	100.00%	Work is Completed
15	35/1	0.750	N	NA	Completed	8.00	8.75	100%	100%	100%	100%	0.750	100.00%	Work is Completed
16	35/1	0.500	N	NA	Completed	13.50	14.00	100%	100%	100%	100%	0.500	100.00%	Work is Completed
17	35/1	3.000	N	NA	Completed	14.00	17.00	100%	100%	100%	100%	3.000	100.00%	Work is Completed
18	35/1	3.000	N	NA	Completed	20.50	23.50	100%	100%	100%	100%	3.000	100.00%	Work is Completed
19	35/1	2.000	N	NA	Ongoing	23.50	25.50	100%	100%	70%	70%	0.350	94.00%	Work in Progress
20	35/3	0.700	N	NA	Completed	39.30	40.00	100%	100%	100%	100%	0.700	100.00%	Work is Completed
Total		19.766											17.966	

Table 3-31: Detailed Information of Bank Protection Works of Package-1

#	Polder	Length (Km)	Status of Work	Starting Chainage (Km)	End Chainage (Km)	Mobilization	Production of CC Blocks	Placing of CC block	Other related work	Completed Length (km)	Status as of Dec 2021	Remarks
Package 1						3%	83%	6%	8%			
1	32	0.750	Completed	20.493	21.243	100%	100%	100%	100%	0.750	100.00%	Completed
2	32	0.500	Completed	25.450	25.950	100%	100%	100%	100%	0.500	100.00%	Completed
3	32	0.750	Completed	48.824	49.574	100%	100%	100%	100%	0.750	100.00%	Completed
4	33	0.200	Completed	0.000	0.200	100%	100%	100%	100%	0.200	100.00%	Completed
5	33	0.400	Completed	0.990	1.390	100%	100%	100%	100%	0.400	100.00%	Completed
6	33	0.500	Completed	17.360	17.860	100%	100%	100%	100%	0.500	100.00%	Completed
7	33	0.200	Completed	21.680	21.880	100%	100%	100%	100%	0.200	100.00%	Completed
8	35/1	0.300	Dropped	0.300	0.600	0%	0%	0%	0%	0.000	0.0%	Shifted 200m from total 300m to km 3.30 to km 3.60 which has now become km 3.30 to km 3.80. no work is required to the remaining 100m. Design and Drawing is approved by Team Leader,CEIP-1.
9	35/1	0.800	Completed	3.300	4.100	100%	100%	100%	100%	0.800	100.00%	Completed
10	35/3	0.15	Completed	36.220	36.370	100%	100%	100%	100%	0.150	100.00%	Completed
Total		4.250								4.250		

Table 3-32: Detailed Information of Construction of Closure Dam of Package-1

#	Polder	Sluice Closure	Status of Work	Foundation Construction of the Closure	Closing of the Closure	Final Protection of the closure	Status as of Dec 2021	Remarks
Package 1								
1	32	Nalian Closure	Completed	100%	100%	100%	100.0%	Completed
Total							100.00%	

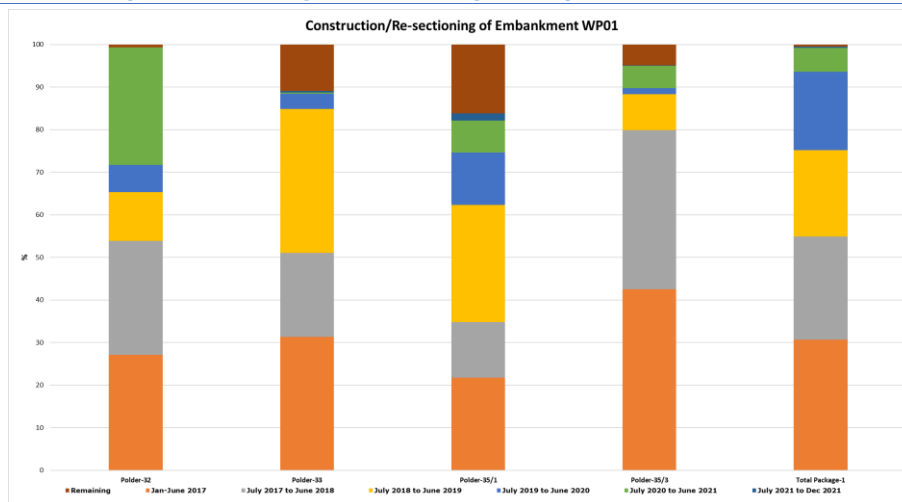


Figure 3-2: Construction/Re-sectioning of Embankment of Package-1

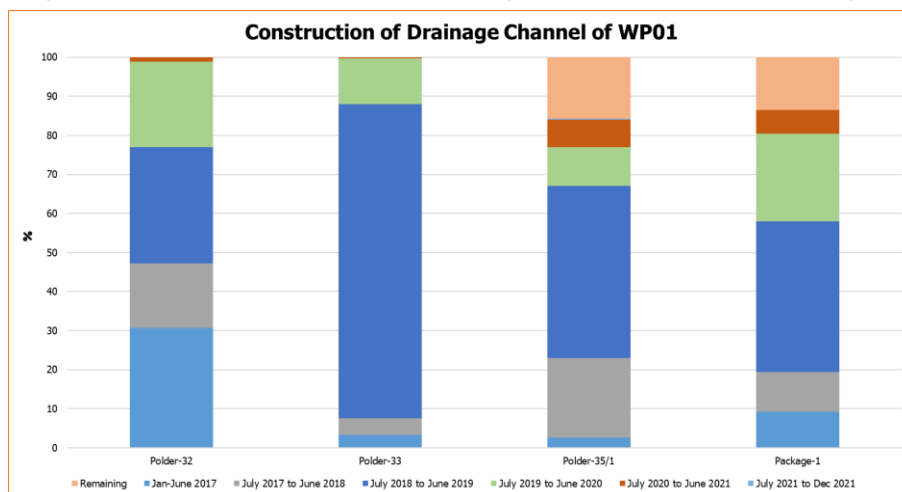


Figure 3-3: Drainage Channel of Package-1

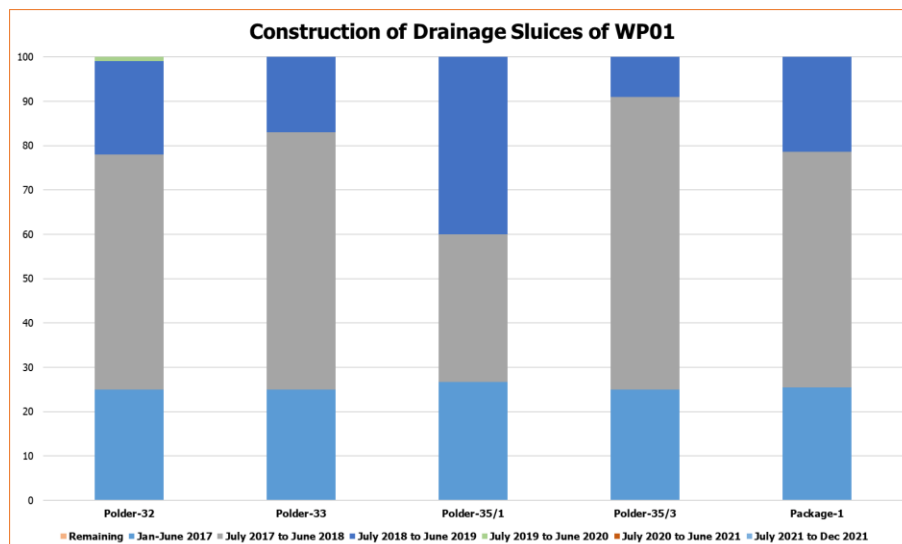


Figure 3-4: Construction of Drainage Sluices of Package-1

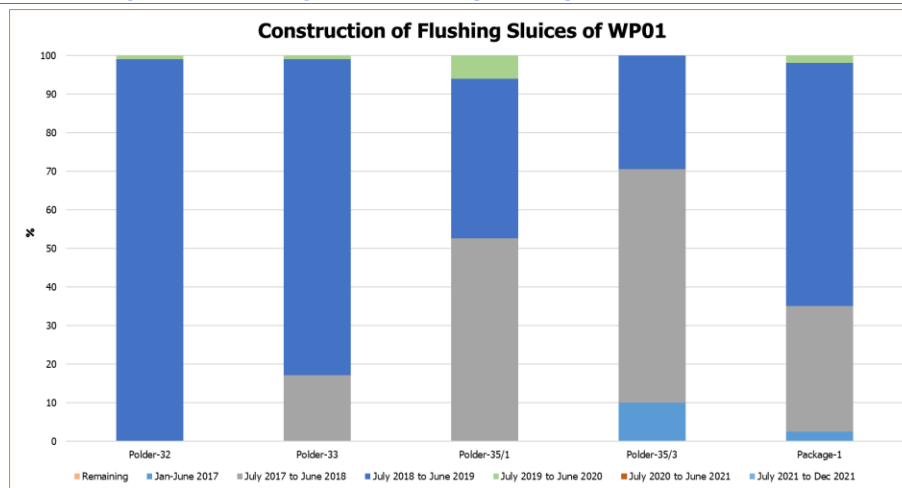


Figure 3-5: Construction of Flushing Sluice of Package-1

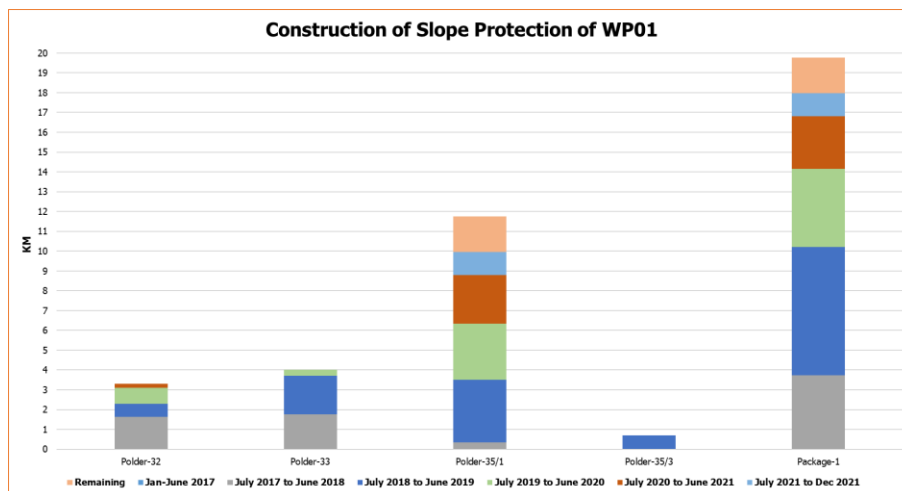


Figure 3-6: Construction of Slope Protection of Package-1

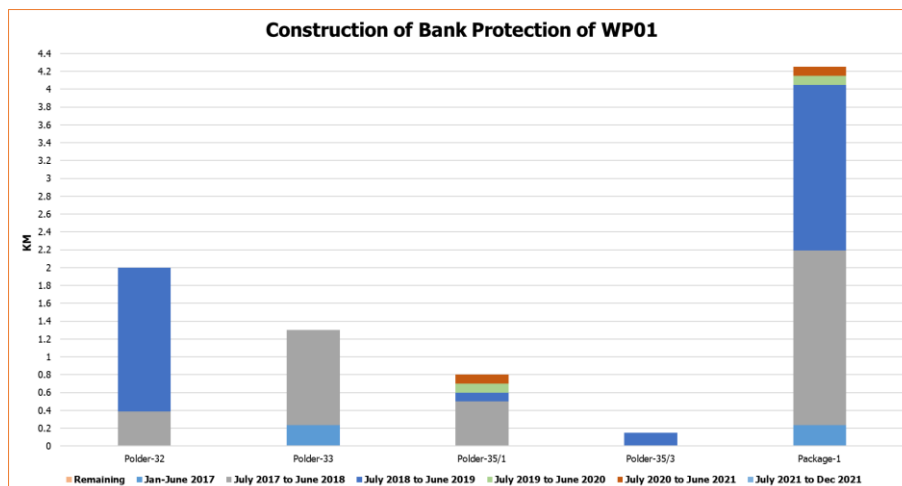


Figure 3-7: Construction of Bank Protection works of Package-1

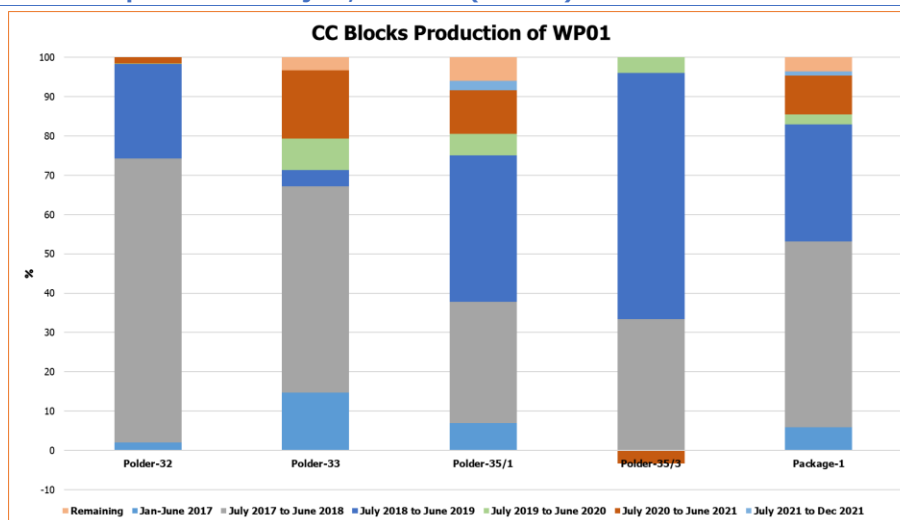


Figure 3-8: CC Blocks Production of Package-1

Table 3-33: CC Blocks Production as of December 2021

S.N.	Polder Number	As per Requirement	Cumulative Total as of 30 November, 2021	Production during December 2021					Cumulative Total as of 31 December,
				40x40x40 (No)	40x40x20 (No)	30x30x30 (No)	40x40x30 (No)	Total (No)	
1	32	1,943,383	1,943,312	0	0	0	0	0	1,943,312
2	33	1,338,036	1,293,736	0	0	0	0	0	1,293,736
2	35/1	2,956,616	2,768,644	59	8,487	0	1,127	9,673	2,778,317
3	35/3	235,968	228,122	0	0	0	0	0	228,122
Total =		6,474,003	6,233,814	59	8,487	0	1,127	9,673	6,243,487



Figure 3-9: Completed DS of Polder-32



Figure 3-10: Completed Slope Protection Works in Polder-32



Figure 3-11: Nalian Closure Dam of Polder-32 (completed)



Figure 3-12: Nalian Closure Dam of Polder-32 (completed)



Figure 3-13: Nalian Closure Dam of Polder-32



Figure 3-14: Completed DS-10 of Polder-33



Figure 3-15: DS-9 of Polder-33



Figure 3-16: DS-6 of Polder-35/3 (Completed)

Total nos. of Flushing sluice to be repaired as per contract were 30 nos. out of which 16 nos. have been dropped and those are reflected in detailed in Table 3-34 and Table 3-35 below.

Table 3-34: Information regarding Repairing of Flushing Sluices and Drainage Sluices

Sl No.	Name of Polder	Total Nos. as per Contract	Current Status	Total Dropped	Remarks
01.	Polder-32	20 nos.	6 Nos.	14 Nos.	Mostly fallen outside of the retired embankment.
02.	Polder-33	5 Nos.	3 Nos.	2 Nos.	As those were constructed by the local shrimp culture owners.
03.	Polder-35/1	3 Nos.	3 Nos.	0	
04.	Polder-35/3	2 Nos.	2 Nos.	0	
Total =		30 Nos.	14 Nos.	16 Nos.	

Remaining $(30-16) = 14$ nos. of Flushing Sluices under repairing were in the program, the works of which have already been completed. Total 2 nos. of Drainage Sluices under repairing were in program, the works of which have already been completed.

Table 3-35: List of Flushing Sluices Dropped from the repairing Program

Flushing Sluices	Reasons for dropping
Polder 32	
FFDFR-01	Not repairable
FS-04	Not repairable
FM-01	Not repairable
FM-02	Sluice is now in no use.
FM-07	No need to repair, connected with the private pond.
FM-11	No need to repair, connected with the private pond.
FM-12	Sluice could not be identified.
FO-02	Outside the Rtd. Embankment

Flushing Sluices	Reasons for dropping
FO-03	Not repairable
FO-04	Outside the Rtd. Embankment
FO-05	Outside the Rtd. Embankment
FO-06	Outside the Rtd. Embankment
FH-09	Engulfed into the river due to river erosion.
FH-18	Private structure.
Polder 33	
FS-02	Private structure, repair not needed.
FS-18	Private structure, repair not needed.

3.4.3 Staffing

In Table 3-36 below manpower deployment for Contract Package-1 is listed and sample check has been done by the Consultants.

Table 3-36: List of Polder-wise Manpower Deployed to the Site of Package-1

Sl. No.	Description	Sub-Total		Khulna		Polder 32		Polder 33		Polder 35/1		Polder 35/3	
		Ex.	Lo.	Ex.	Lo.	Ex.	Lo.	Ex.	Lo.	Ex.	Lo.	Ex.	Lo.
1	Management	4	0	1	0	1	0	0	0	1	0	1	0
2	Technical Staff	15	21	9	8	0	2	0	0	6	5	0	6
3	Operator/Driver	3	13	0	5	0	3	0	0	3	5	0	0
4	Skilled Worker	2	53	1	0	0	0	0	0	1	50	0	3
5	Common Labor	0	96	0	0	0	0	0	0	0	90	0	6
6	Logistic	0	1	0	1	0	0	0	0	0	0	0	0
Total		24	184	11	14	1	5	0	0	11	150	1	15

Source by Contractor

3.4.4 Finances of Contractor Package-1

Tentative Forecast of Payment for FY 2021-22 of Package-1 has been reflected in the following table.

Table 3-37: Tentative forecast of Payment for FY 2021-22 of Package-1

IPC No.	Month of Submission	Forecast Value of IPC in BDT	Remark
IPC No.26	October,2021	198,279,610.00	IPC No.26 with a value of BDT 198,279,610.00 was submitted to PMU with recommendation for payment but that was returned due to exceeding the quantity of some items of works than the approved provision quantity in BoQ.
IPC No.27	October, 2021	49,633,615.00	
IPC No.28	November, 2021	467,519,247.00	
IPC No. 29	January,2022	289,746,515.00	
IPC No. 30	March, 2022	144,873,258.00	
Total		1,150,052,245.00	

3.4.5 Emergency Works in Package-CEIP-1/W-01

The emergency works under this Package have taken up to close the breaching of existing embankment at some vulnerable locations. The main target of these emergency works was to stop the intrusion of saline water into the Polders to save the crops. In the Contract, there was a provision for an amount under Environmental Mitigation Works (Specified Provisional Sum). After exhaustion of the above-mentioned amount to meet up the cost of the rest emergency works, the expenditures are being meet up from the Physical & Price Contingencies. The status of emergency works up to December 2021 is shown below.

Table 3-38: Summary of Emergency works under the head of "Environmental Mitigation Works"

Sl.	Name of Polder	Total Length	Total Cost Estimate (BDT)
01	Polder-32	4.187	21,314,699
02	Polder-33	1.454	8,616,598
03	Polder-35/1	0.941	7,981,316
04	Polder-35/3	1.04	2,078,530
Total =		7.622	39,991,142

❖ Total available budget as per contract: BDT: 40,000,000

Table 3-39: Summary of Emergency works under the head of "Physical & Price Contingency"

Sl. No.	Name of Polder	Total Length	Total Cost Estimate (BDT)
01	Polder-32	5.723	33,140,046
02	Polder-33	1.671	13,399,272
03	Polder-35/1	3.666	74,247,514
04	Polder-35/3	2.919	8,887,288
Total =		13.979	129,674,120

❖ Total available budget for Physical & Price Contingency as per contract is BDT: 300,000,000

Table 3-40: Details of Emergency Works under the head of "Environmental Mitigation Works"

Sl. No.	Polder No.	Chainage From	Chainage To	Length (Km)	Name of locations	Engineer Approved Date	Estimated Cost in BDT	Head of Expenditure	FY Year
1.	Polder-32	18.840	19.960	1.120	Hatkholia	3-Mar-16	817,000.00	Environmental Mitigation Works	FY 2015-16
2.	Polder-32	7.561	7.991	0.430	Kalibari	14-Mar-16	1,307,000.00	Environmental Mitigation Works	FY 2015-16
3.	Polder-32	8.161	8.350	0.189	Kalibari	14-Mar-16	614,000.00	Environmental Mitigation Works	FY 2015-16
4.	Polder-32	8.491	8.628	0.137	Kalibari	14-Mar-16	1,009,000.00	Environmental Mitigation Works	FY 2015-16
5.	Polder-32	2.883	3.144	0.261	Gunari of Sutharkhali	20-Mar-16	972,969.00	Environmental Mitigation Works	FY 2015-16
6.	Polder-32	44.561	44.931	0.370	Sutarkhali	20-Mar-16	1,039,924.00	Environmental Mitigation Works	FY 2015-16
7.	Polder-32	12.393	12.693	0.300	Jaynagar	23-Mar-16	1,027,000.00	Environmental Mitigation Works	FY 2015-16
8.	Polder-32	16.680	16.900	0.220	Jhaliakhali of Kamarkhola	23-Mar-16	608,000.00	Environmental Mitigation Works	FY 2015-16
9.	Polder-32	18.575	18.690	0.115	Hatkholia	20-Apr-16	817,000.00	Environmental Mitigation Works	FY 2015-16
10.	Polder-32	8.140	8.217	0.077	Kalibari	22-Jan-17	256,000.00	Environmental Mitigation Works	FY 2016-17
11.	Polder-32	45.062	45.100	0.038	Shibsha River	27-Mar-17	631,551.00	Environmental Mitigation Works	FY 2016-17
12.	Polder-32	8.164	8.292	0.128	Sutarkhali	16-Apr-17	811,931.00	Environmental Mitigation Works	FY 2016-17
13.	Polder-32	19.179	19.236	0.057	Kamarkhola	24-Apr-17	460,436.32	Environmental Mitigation Works	FY 2016-17
14.	Polder-32	36.155	36.232	0.077	Sutarkhali	24-Apr-17	337,118.92	Environmental Mitigation Works	FY 2016-17
15.	Polder-32	43.118	43.147	0.029	Sutarkhali	24-Apr-17	103,342.00	Environmental Mitigation Works	FY 2016-17
16.	Polder-32	7.681	7.981	0.300	Sutarkhali	7-May-17	1,433,223.43	Environmental Mitigation Works	FY 2016-17

Bangladesh Water Development Board (BWDB)
Coastal Embankment Improvement Project, Phase-1 (CEIP-1)

Sl. No.	Polder No.	Chainage From	Chainage To	Length (Km)	Name of locations	Engineer Approved Date	Estimated Cost in BDT	Head of Expenditure	FY Year
17.	Polder-32	44.907	44.935	0.028	Sutarkhali	11-May-17	108,959.00	Environmental Mitigation Works	FY 2016-17
18.	Polder-32	8.566	8.649	0.083	Sutarkhali	16-May-17	619,153.00	Environmental Mitigation Works	FY 2016-17
19.	Polder-32	8.030	8.160	0.130	Sutarkhali	5-Jun-17	639,091.00	Environmental Mitigation Works	FY 2016-17
20.	Polder-32	30.050	30.148	0.098	Sutarkhali	22-Jun-17	7,702,000.00	Environmental Mitigation Works	FY 2016-17
21.	Polder-33	17.447	17.547	0.100	Ramnagar	19-Jan-16	3,601,000.00	Environmental Mitigation Works	FY 2015-16
22.	Polder-33	48.800	48.875	0.075	Banisanta	15-Mar-16	1,175,520.00	Environmental Mitigation Works	FY 2016-17
23.	Polder-33	1.190	1.432	0.242	Banisanta	25-Mar-16	456,000.00	Environmental Mitigation Works	FY 2015-16
24.	Polder-33	0.130	0.280	0.150	Banisanta	2-Jun-16	386,000.00	Environmental Mitigation Works	FY 2015-16
25.	Polder-33	0.600	1.300	0.700	Banisanta	2-Jun-16	1,159,000.00	Environmental Mitigation Works	FY 2015-16
26.	Polder-33	48.800	48.875	0.075	Banisanta	15-Mar-17	1,175,520.00	Environmental Mitigation Works	FY 2016-17
27.	Polder-33	1.220	1.332	0.112	Baniashanta	25-May-17	663,558.00	Environmental Mitigation Works	FY 2016-17
28.	Polder-35/1	63.050	63.106	0.056	Morelgonj	1-Mar-16	1,317,000.00	Environmental Mitigation Works	FY 2015-16
29.	Polder-35/1	63.112	63.128	0.016	Same as 63.050 to 63.106	1-Mar-16	0.00	Environmental Mitigation Works	FY 2015-16
30.	Polder-35/1	20.082	20.163	0.081	Sarankhola	1-Apr-16	100,000.00	Environmental Mitigation Works	FY 2015-16
31.	Polder-35/1	24.430	24.500	0.070	Sarankhola	23-Apr-17	1,793,272.30	Environmental Mitigation Works	FY 2016-17
32.	Polder-35/1	2.100	2.466	0.366	Baleswar	8-May-17	609,128.55	Environmental Mitigation Works	FY 2016-17

Bangladesh Water Development Board (BWDB)
Coastal Embankment Improvement Project, Phase-1 (CEIP-1)

Sl. No.	Polder No.	Chainage From	Chainage To	Length (Km)	Name of locations	Engineer Approved Date	Estimated Cost in BDT	Head of Expenditure	FY Year
33.	Polder-35/1	24.673	24.864	0.191	Bogi	19-Jun-17	2,080,957.39	Environmental Mitigation Works	FY 2016-17
34.	Polder-35/1	24.703	24.864	0.161	Southkhali	21-Jun-17	2,080,957.39	Environmental Mitigation Works	FY 2016-17
35.	Polder-35/3	7.176	7.905	0.729	Panchamala of Dema	22-Mar-16	533,000.00	Environmental Mitigation Works	FY 2016-17
36.	Polder-35/3	9.558	9.597	0.039	Panchamala of Dema	22-Mar-16	23,000.00	Environmental Mitigation Works	FY 2016-17
37.	Polder-35/3	9.815	9.887	0.072	Panchamala of Dema	22-Mar-16	34,000.00	Environmental Mitigation Works	FY 2016-17
38.	Polder-35/3	29.865	29.965	0.100	Radhaballab	27-Mar-16	1,070,000.00	Environmental Mitigation Works	FY 2015-16
39.	Polder-35/3	3.394	3.494	0.100	MollikerBer	27-Apr-17	418,530.02	Environmental Mitigation Works	FY 2016-17
Total				7.662			39,991,142		

Table 3-41: Detailed of Emergency Works under the head of "Physical & Price Contingencies"

Sl.No.	Polder No.	Chainage From	Chainage To	Length (Km)	Name of locations	Engineer Approved Date	Estimated Cost in BDT	Head of Expenditure	FY Year
1.	Polder-32	2.805	2.850	0.045	Gunari of Sutharkhali	7-Jun-18	287,852.00	Physical & Price Contingency	FY 2017-18
2.	Polder-32	2.765	2.858	0.093	Gunari of Sutharkhali	1-Aug-18	474,946.00	Physical & Price Contingency	FY 2018-19
3.	Polder-32	3.093	3.633	0.540	Gunari of Sutharkhali	2-Aug-16	277,000.00	Physical & Price Contingency	FY 2016-17
4.	Polder-32	3.130	3.180	0.050	Gunari of Sutharkhali	11-Sep-17	317,883.95	Physical & Price Contingency	FY 2017-18
5.	Polder-32	3.103	3.241	0.138	Gunari of Sutharkhali	31-Oct-16	593,800.00	Physical & Price Contingency	FY 2016-17
6.	Polder-32	8.060	8.100	0.040	Kalibari	18-Nov-17	77,000.00	Physical & Price Contingency	FY 2018-19
7.	Polder-32	8.321	8.414	0.093	Kalibari	1-May-17	530,000.00	Physical & Price Contingency	FY 2017-18
8.	Polder-32	8.350	8.385	0.035	Kalibari	1-Dec-16	60,000.00	Physical & Price Contingency	FY 2016-17
9.	Polder-32	8.586	8.729	0.143	Kamarkhola	27-Aug-17	922,055.59	Physical & Price Contingency	FY 2017-18
10.	Polder-32	8.600	8.670	0.070	Kalibari	26-Jun-17	150,000.00	Physical & Price Contingency	FY 2017-18
11.	Polder-32	8.650	8.713	0.063	Kamarkhola	6-Jul-17	113,492.00	Physical & Price Contingency	FY 2017-18
12.	Polder-32	13.604	13.644	0.040	Sutarkhali	21-Aug-17	311,091.06	Physical & Price Contingency	FY 2017-18
13.	Polder-32	16.078	16.326	0.248	Jhaliakhali of Kamarkhola	25-Jul-17	1,181,802.00	Physical & Price Contingency	FY 2017-18
14.	Polder-32	16.030	16.300	0.270	Jhaliakhali of Kamarkhola	25-Mar-18	1,033,085.00	Physical & Price Contingency	FY 2017-18
15.	Polder-32	16.078	16.326	0.248	Jhaliakhali of Kamarkhola	28-Sep-17	1,154,217.71	Physical & Price Contingency	FY 2017-18
16.	Polder-32	16.135	16.395	0.260	Jhaliakhali of Kamarkhola	5-Jun-18	1,712,969.00	Physical & Price Contingency	FY 2017-18
17.	Polder-32	16.240	16.300	0.060	Jhaliakhali of Kamarkhola	25-May-18	30,358.00	Physical & Price Contingency	FY 2017-18
18.	Polder-32	16.298	16.525	0.227	Jaliakhali	7-May-16	1,200,000.00	Physical & Price Contingency	FY 2017-18
19.	Polder-32	16.325	16.398	0.073	Jaliakhali	18-Oct-18	706,605.00	Physical & Price Contingency	FY 2018-19
20.	Polder-32	16.514	16.639	0.125	Same amount of Ch. 16.325 to Km 16.398	18-Oct-18	0.00	Physical & Price Contingency	FY 2018-19
21.	Polder-32	16.400	16.445	0.045	Jhaliakhali of Kamarkhola	1-Aug-18	258,751.00	Physical & Price Contingency	FY 2018-19
22.	Polder-32	16.504	16.592	0.088	Jhaliakhali of Kamarkhola	4-Jun-18	539,967.00	Physical & Price Contingency	FY 2017-18

Bangladesh Water Development Board (BWDB)
Coastal Embankment Improvement Project, Phase-1 (CEIP-1)

Sl.No.	Polder No.	Chainage From	Chainage To	Length (Km)	Name of locations	Engineer Approved Date	Estimated Cost in BDT	Head of Expenditure	FY Year
23.	Polder-32	18.787	19.117	0.330	Hatkholra	3-May-20	1,928,199.75	Physical & Price Contingency	FY 2019-20
24.	Polder-32	19.150	19.225	0.075	Kamarkholra	5-Apr-17	40,000.00	Physical & Price Contingency	FY 2017-18
25.	Polder-32	19.165	19.265	0.100	Kamarkholra	2-Aug-16	625,000.00	Physical & Price Contingency	FY 2017-18
26.	Polder-32	19.141	19.277	0.136	Kamarkholra	22-Aug-17	122,307.32	Physical & Price Contingency	FY 2017-18
27.	Polder-32	24.759	24.859	0.100	Sharankholra	14-Nov-16	1,859,614.00	Physical & Price Contingency	FY 2017-18
28.	Polder-32	25.659	25.719	0.060	Kamarkholra	17-Nov-16	415,302.00	Physical & Price Contingency	FY 2016-17
29.	Polder-32	30.568	30.618	0.050	Sutarkhali	18-Oct-18	90,967.00	Physical & Price Contingency	FY 2018-19
30.	Polder-32	30.890	31.082	0.192	Sutarkhali	7-May-20	1,132,902.26	Physical & Price Contingency	FY 2019-20
31.	Polder-32	30.905	31.070	0.165	Sutarkhali	1-Oct-19	1,153,060.25	Physical & Price Contingency	FY 2019-20
32.	Polder-32	31.345	31.387	0.042	Sutarkhali	27-Apr-17	84,867.18	Physical & Price Contingency	FY 2017-18
33.	Polder-32	36.179	36.268	0.089	Sutarkhali	22-Jun-17	164,657.00	Physical & Price Contingency	FY 2016-17
34.	Polder-32	36.317	36.365	0.048	Sutarkhali	1-Aug-18	307,884.00	Physical & Price Contingency	FY 2018-19
35.	Polder-32	36.225	36.341	0.116	Sutarkhali	11-Aug-18	150,000.00	Physical & Price Contingency	FY 2017-18
36.	Polder-32	41.570	41.620	0.050	Sutarkhali	22-May-18	468,884.00	Physical & Price Contingency	FY 2017-18
37.	Polder-32	43.005	43.110	0.105	Thursday Bazar, Sutarkhali	9-Mar-21	6,202,295.02	Physical & Price Contingency	FY 2020-21
38.	Polder-32	43.115	43.155	0.040	Thursday Bazar, Sutarkhali	1-Aug-18	129,624.00	Physical & Price Contingency	FY 2018-19
39.	Polder-32	44.900	45.120	0.220	Sutarkhali	20-Aug-18	508,047.00	Physical & Price Contingency	FY 2018-19
40.	Polder-32	44.957	45.083	0.126	Kalabogi	1-May-16	926,000.00	Physical & Price Contingency	FY 2018-19
41.	Polder-32	44.575	44.826	0.251	Kalabogi	23-Jun-19	1,663,527.00	Physical & Price Contingency	FY 2018-19
42.	Polder-32	45.506	45.518	0.012	Kalabogi	10-May-17	32,000.00	Physical & Price Contingency	FY 2017-18
43.	Polder-32	45.620	45.860	0.240	Kalabogi	7-May-20	1,863,723.28	Physical & Price Contingency	FY 2019-20
44.	Polder-32	45.549	45.731	0.182	Sutarkhali	12-Jul-17	1,338,310.00	Physical & Price Contingency	FY 2017-18
45.	Polder-33	1.086	1.127	0.041	Banishanta	19-Sep-17	432,185.30	Physical & Price Contingency	FY 2017-18
46.	Polder-33	1.155	1.184	0.029	Same as 1.086 to 1.127	19-Sep-17	0.00	Physical & Price Contingency	FY 2017-18
47.	Polder-33	0.005	0.060	0.055	Banishanta	1-Jun-17	344,069.00	Physical & Price Contingency	FY 2016-17
48.	Polder-33	1.070	1.116	0.046	Dhangmari	25-May-17	31,798.00	Physical & Price Contingency	FY 2017-18
49.	Polder-33	1.200	1.242	0.042	Baniashanta	20-Aug-18	294,835.00	Physical & Price Contingency	FY 2018-19

Bangladesh Water Development Board (BWDB)
Coastal Embankment Improvement Project, Phase-1 (CEIP-1)

Sl.No.	Polder No.	Chainage From	Chainage To	Length (Km)	Name of locations	Engineer Approved Date	Estimated Cost in BDT	Head of Expenditure	FY Year
50.	Polder-33	0.235	0.280	0.045	Baniashanta	13-Aug-18	416,831.00	Physical & Price Contingency	FY 2018-19
51.	Polder-33	17.465	17.595	0.130	Ramnagar	1-Aug-16	865,000.00	Physical & Price Contingency	FY 2016-17
52.	Polder-33	21.730	21.800	0.070	Dacope	11-Aug-18	464,469.00	Physical & Price Contingency	FY 2018-19
53.	Polder-33	48.575	48.658	0.083	Banishanta	16-Aug-16	594,000.00	Physical & Price Contingency	FY 2017-18
54.	Polder-33	48.653	48.741	0.088	Banisanta	13-Aug-18	1,672,456.00	Physical & Price Contingency	FY 2018-19
55.	Polder-33	48.767	48.836	0.069	Same amount of Ch. 48.653 to 48.741	13-Aug-18	0.00	Physical & Price Contingency	FY 2018-19
56.	Polder-33	48.892	48.972	0.080	Banisanta	11-Sep-18	497,585.00	Physical & Price Contingency	FY 2018-19
57.	Polder-33	48.850	49.100	0.250	Banisanta	16-May-18	2,480,308.98	Physical & Price Contingency	FY 2017-18
58.	Polder-33	48.866	49.020	0.154	Banisanta	22-Jul-19	1,456,203.79	Physical & Price Contingency	FY 2019-20
59.	Polder-33	48.868	49.087	0.219	Banisanta	1-Aug-18	1,097,128.00	Physical & Price Contingency	FY 2018-19
60.	Polder-33	48.930	49.050	0.120	Banisanta	24-Aug-16	1,780,283.00	Physical & Price Contingency	FY 2016-17
61.	Polder-33	49.000	49.045	0.045	Banisanta	10-Oct-17	324,000.00	Physical & Price Contingency	FY 2018-19
62.	Polder-33	49.022	49.099	0.077	Banisanta	11-Oct-17	337,240.00	Physical & Price Contingency	FY 2018-19
63.	Polder-33	49.047	49.075	0.028	Banisanta	21-Sep-17	310,880.00	Physical & Price Contingency	FY 2018-19
64.	Polder-35/1	2.000	2.300	0.300	Fasiatola	6-May-21	25,782,019.16	Physical & Price Contingency	FY 2020-21
65.	Polder-35/1	4.500	4.650	0.150	Amtoli	13-May-21	15,855,758.91	Physical & Price Contingency	FY 2020-21
66.	Polder-35/1	20.020	20.308	0.288	Sarankhola	1-Jul-16	2,800,000.00	Physical & Price Contingency	FY 2017-18
67.	Polder-35/1	23.812	24.014	0.202	Southkhali	24-Apr-18	394,032.65	Physical & Price Contingency	FY 2017-18
68.	Polder-35/1	23.750	23.910	0.160	Bagi	28-Jul-19	3,088,391.80	Physical & Price Contingency	FY 2019-20
69.	Polder-35/1	23.788	23.823	0.035	Southkhali	10-Jan-18	290,938.46	Physical & Price Contingency	FY 2018-19
70.	Polder-35/1	23.967	25.190	1.223	Southkhali	11-Jul-19	5,466,200.55	Physical & Price Contingency	FY 2019-20
71.	Polder-35/1	23.988	24.028	0.040	Sarankhola	24-May-18	355,507.00	Physical & Price Contingency	FY 2018-19
72.	Polder-35/1	23.988	24.028	0.040	Sarankhola	10-Jan-19	257,635.10	Physical & Price Contingency	FY 2018-19
73.	Polder-35/1	24.094	24.154	0.060	Sarankhola	10-Jan-19	535,364.22	Physical & Price Contingency	FY 2018-19
74.	Polder-35/1	24.252	24.329	0.077	Southkhali	29-Jul-18	1,961,705.54	Physical & Price Contingency	FY 2018-19
75.	Polder-35/1	24.273	24.340	0.067	Southkhali	27-Nov-17	1,370,419.82	Physical & Price Contingency	FY 2017-18

Bangladesh Water Development Board (BWDB)
Coastal Embankment Improvement Project, Phase-1 (CEIP-1)

Sl.No.	Polder No.	Chainage From	Chainage To	Length (Km)	Name of locations	Engineer Approved Date	Estimated Cost in BDT	Head of Expenditure	FY Year
76.	Polder-35/1	24.400	24.457	0.057	Sarankhola	1-Aug-16	812,000.00	Physical & Price Contingency	FY 2016-17
77.	Polder-35/1	24.366	24.454	0.088	Bagi	30-Oct-17	1,372,087.83	Physical & Price Contingency	FY 2017-18
78.	Polder-35/1	24.475	24.537	0.062	Bagi	19-Sep-17	761,484.52	Physical & Price Contingency	FY 2016-17
79.	Polder-35/1	24.525	24.605	0.080	Bagi	9-May-18	1,539,821.57	Physical & Price Contingency	FY 2017-18
80.	Polder-35/1	24.594	24.666	0.072	Bagi	30-Oct-17	1,352,571.65	Physical & Price Contingency	FY 2017-18
81.	Polder-35/1	24.815	24.913	0.098	Sarankhola	12-Mar-19	2,355,290.74	Physical & Price Contingency	FY 2018-19
82.	Polder-35/1	24.528	24.598	0.070	Sarankhola	12-Mar-19	445,810.12	Physical & Price Contingency	FY 2018-19
83.	Polder-35/1	24.164	24.251	0.087	Sarankhola	16-May-18	1,847,015.74	Physical & Price Contingency	FY 2017-18
84.	Polder-35/1	23.788	23.833	0.045	Sarankhola		535,205.00	Physical & Price Contingency	FY 2018-19
85.	Polder-35/1	24.590	24.765	0.175	Southkhali	12-Sep-18	2,063,945.09	Physical & Price Contingency	FY 2018-19
86.	Polder-35/1	24.759	24.859	0.100	Southkhali	30-Nov-17	1,801,033.32	Physical & Price Contingency	FY 2017-18
87.	Polder-35/1	24.865	24.955	0.090	Southkhali	3-Dec-17	1,203,275.08	Physical & Price Contingency	FY 2017-18
88.	Polder-35/3	0.127	0.168	0.041	MollikerBer	27-Jul-16	550,000.00	Physical & Price Contingency	FY 2016-17
89.	Polder-35/3	0.130	0.170	0.040	MollikerBer	7-May-17	287,000.00	Physical & Price Contingency	FY 2017-18
90.	Polder-35/3	2.826	2.948	0.122	MollikerBer	27-Apr-17	408,850.00	Physical & Price Contingency	FY 2017-18
91.	Polder-35/3	5.500	5.570	0.070	Basbaria	25-Jul-17	20,270.00	Physical & Price Contingency	FY 2018-19
92.	Polder-35/3	7.000	7.007	0.007	Panchamala of Dema	5-Jul-17	14,000.00	Physical & Price Contingency	FY 2018-19
93.	Polder-35/3	9.867	9.917	0.050	MollikerBer	22-Mar-16	26,000.00	Physical & Price Contingency	FY 2016-17
94.	Polder-35/3	9.873	10.083	0.210	Panchamala of Dema	23-Jul-18	1,635,916.00	Physical & Price Contingency	FY 2018-19
95.	Polder-35/3	9.900	10.050	0.150	Dema	7-May-17	1,046,761.94	Physical & Price Contingency	FY 2016-17
96.	Polder-35/3	10.000	10.040	0.040	Panchamala of Dema	19-Jul-17	45,269.00	Physical & Price Contingency	FY 2017-18
97.	Polder-35/3	10.040	10.085	0.045	Panchamala of Dema	18-Jul-17	51,276.00	Physical & Price Contingency	FY 2017-18
98.	Polder-35/3	10.085	10.120	0.035	Panchamala of Dema	19-Aug-17	39,819.00	Physical & Price Contingency	FY 2018-19
99.	Polder-35/3	10.120	10.160	0.040	Panchamala of Dema	20-Aug-17	45,269.00	Physical & Price Contingency	FY 2018-19
100.	Polder-35/3	13.055	13.155	0.100	Radhabollov of Karapara	23-Jul-18	1,564,711.00	Physical & Price Contingency	FY 2018-19

Bangladesh Water Development Board (BWDB)
Coastal Embankment Improvement Project, Phase-1 (CEIP-1)

Sl.No.	Polder No.	Chainage From	Chainage To	Length (Km)	Name of locations	Engineer Approved Date	Estimated Cost in BDT	Head of Expenditure	FY Year
101.	Polder-35/3	13.283	13.315	0.032	Same amount of ch. 13.055 to 13.155	23-Jul-18		Physical & Price Contingency	FY 2018-19
102.	Polder-35/3	13.345	13.400	0.055	Same amount of ch. 13.055 to 13.155	23-Jul-18		Physical & Price Contingency	FY 2018-19
103.	Polder-35/3	13.209	13.242	0.033	Radhaballab	8-Oct-16	445,000.00	Physical & Price Contingency	FY 2017-18
104.	Polder-35/3	13.343	13.366	0.023	Same as 13.209 to 13.242	8-Oct-16		Physical & Price Contingency	FY 2017-18
105.	Polder-35/3	13.483	13.510	0.027	Same as 13.209 to 13.242	8-Oct-16		Physical & Price Contingency	FY 2017-18
106.	Polder-35/3	13.110	13.148	0.038	Radhabollov	3-Jun-17	379,048.09	Physical & Price Contingency	FY 2016-17
107.	Polder-35/3	13.569	13.602	0.033	Same as 13.110 to 13.148	3-Jun-17	0.00	Physical & Price Contingency	FY 2016-17
108.	Polder-35/3	13.350	13.387	0.037	Bagerhat	18-Sep-17	268,708.79	Physical & Price Contingency	FY 2017-18
109.	Polder-35/3	13.067	13.187	0.120	Radhaballab	27-Mar-16	1,120,000.00	Physical & Price Contingency	FY 2015-16
110.	Polder-35/3	13.573	13.610	0.037	Radhaballab	27-Mar-16	123,000.00	Physical & Price Contingency	FY 2015-16
111.	Polder-35/3	29.600	29.700	0.100	Khagraghat	26-Aug-17	40,395.00	Physical & Price Contingency	FY 2018-19
112.	Polder-35/3	29.800	29.950	0.150	Same as Ch. 29.600 to 29.700	26-Aug-17		Physical & Price Contingency	FY 2018-19
113.	Polder-35/3	30.000	30.070	0.070	Rampal	12-Jun-17	17,000.00	Physical & Price Contingency	FY 2017-18
114.	Polder-35/3	33.050	33.090	0.040	Betbunia	17-Dec-19	486,087.03	Physical & Price Contingency	FY 2019-20
115.	Polder-35/3	36.625	36.665	0.040	Rampal	31-Aug-16		Physical & Price Contingency	FY 2016-17
116.	Polder-35/3	37.130	37.325	0.195	MollikerBer	19-Jul-17	30,064.00	Physical & Price Contingency	FY 2018-19
117.	Polder-35/3	37.500	37.550	0.050	Rampal	17-Jul-17	9,543.00	Physical & Price Contingency	FY 2017-18
118.	Polder-35/3	37.624	37.774	0.150	MollikerBer	17-Jul-17	34,000.00	Physical & Price Contingency	FY 2017-18
119.	Polder-35/3	38.585	38.904	0.319	MollikerBer	28-Aug-16	158,010.00	Physical & Price Contingency	FY 2016-17
120.	Polder-35/3	38.560	38.980	0.420	MollikerBer	20-Jul-17	41,290.00	Physical & Price Contingency	FY 2017-18
Total				13.979			129,674,120		

Bangladesh Water Development Board (BWDB)
Coastal Embankment Improvement Project, Phase-1 (CEIP-1)

Bill No. Description Value (Taka) Weight				Year			2016	2016	2017	2017	2018	2018	2019	2019	2020	2020	2021	2021	2021				2022																																																																																																																																																																																																																																																																																																																																																																																																																																																																																																																																																																																																																																																																																																																																																																																																																																																																																																																																																																												
				Scheduled			1	6	1	6	1	6	1	6	1	6	1	6	9	10	11	12	1	2	3	4	5	6																																																																																																																																																																																																																																																																																																																																																																																																																																																																																																																																																																																																																																																																																																																																																																																																																																																																																																																																																																							
				Previous	This Month	To Date																																																																																																																																																																																																																																																																																																																																																																																																																																																																																																																																																																																																																																																																																																																																																																																																																																																																																																																																																																																													
1	General	496,465,529	7.52%	6.77%	0.00%	6.77%											397.5	0.0	0.0	0.0	0.0	0.0	0.0	0.0	0.0	0.0	0.0	0.0	0.0	0.0	0.0	0.0	0.0	0.0	0.0	0.0	0.0	0.0	0.0	0.0	0.0	0.0	0.0	0.0	0.0	0.0	0.0	0.0	0.0	0.0	0.0	0.0	0.0	0.0	0.0	0.0	0.0	0.0	0.0	0.0	0.0	0.0	0.0	0.0	0.0	0.0	0.0	0.0	0.0	0.0	0.0	0.0	0.0	0.0	0.0	0.0	0.0	0.0	0.0	0.0	0.0	0.0	0.0	0.0	0.0	0.0	0.0	0.0	0.0	0.0	0.0	0.0	0.0	0.0	0.0	0.0	0.0	0.0	0.0	0.0	0.0	0.0	0.0	0.0	0.0	0.0	0.0	0.0	0.0	0.0	0.0	0.0	0.0	0.0	0.0	0.0	0.0	0.0	0.0	0.0	0.0	0.0	0.0	0.0	0.0	0.0	0.0	0.0	0.0	0.0	0.0	0.0	0.0	0.0	0.0	0.0	0.0	0.0	0.0	0.0	0.0	0.0	0.0	0.0	0.0	0.0	0.0	0.0	0.0	0.0	0.0	0.0	0.0	0.0	0.0	0.0	0.0	0.0	0.0	0.0	0.0	0.0	0.0	0.0	0.0	0.0	0.0	0.0	0.0	0.0	0.0	0.0	0.0	0.0	0.0	0.0	0.0	0.0	0.0	0.0	0.0	0.0	0.0	0.0	0.0	0.0	0.0	0.0	0.0	0.0	0.0	0.0	0.0	0.0	0.0	0.0	0.0	0.0	0.0	0.0	0.0	0.0	0.0	0.0	0.0	0.0	0.0	0.0	0.0	0.0	0.0	0.0	0.0	0.0	0.0	0.0	0.0	0.0	0.0	0.0	0.0	0.0	0.0	0.0	0.0	0.0	0.0	0.0	0.0	0.0	0.0	0.0	0.0	0.0	0.0	0.0	0.0	0.0	0.0	0.0	0.0	0.0	0.0	0.0	0.0	0.0	0.0	0.0	0.0	0.0	0.0	0.0	0.0	0.0	0.0	0.0	0.0	0.0	0.0	0.0	0.0	0.0	0.0	0.0	0.0	0.0	0.0	0.0	0.0	0.0	0.0	0.0	0.0	0.0	0.0	0.0	0.0	0.0	0.0	0.0	0.0	0.0	0.0	0.0	0.0	0.0	0.0	0.0	0.0	0.0	0.0	0.0	0.0	0.0	0.0	0.0	0.0	0.0	0.0	0.0	0.0	0.0	0.0	0.0	0.0	0.0	0.0	0.0	0.0	0.0	0.0	0.0	0.0	0.0	0.0	0.0	0.0	0.0	0.0	0.0	0.0	0.0	0.0	0.0	0.0	0.0	0.0	0.0	0.0	0.0	0.0	0.0	0.0	0.0	0.0	0.0	0.0	0.0	0.0	0.0	0.0	0.0	0.0	0.0	0.0	0.0	0.0	0.0	0.0	0.0	0.0	0.0	0.0	0.0	0.0	0.0	0.0	0.0	0.0	0.0	0.0	0.0	0.0	0.0	0.0	0.0	0.0	0.0	0.0	0.0	0.0	0.0	0.0	0.0	0.0	0.0	0.0	0.0	0.0	0.0	0.0	0.0	0.0	0.0	0.0	0.0	0.0	0.0	0.0	0.0	0.0	0.0	0.0	0.0	0.0	0.0	0.0	0.0	0.0	0.0	0.0	0.0	0.0	0.0	0.0	0.0	0.0	0.0	0.0	0.0	0.0	0.0	0.0	0.0	0.0	0.0	0.0	0.0	0.0	0.0	0.0	0.0	0.0	0.0	0.0	0.0	0.0	0.0	0.0	0.0	0.0	0.0	0.0	0.0	0.0	0.0	0.0	0.0	0.0	0.0	0.0	0.0	0.0	0.0	0.0	0.0	0.0	0.0	0.0	0.0	0.0	0.0	0.0	0.0	0.0	0.0	0.0	0.0	0.0	0.0	0.0	0.0	0.0	0.0	0.0	0.0	0.0	0.0	0.0	0.0	0.0	0.0	0.0	0.0	0.0	0.0	0.0	0.0	0.0	0.0	0.0	0.0	0.0	0.0	0.0	0.0	0.0	0.0	0.0	0.0	0.0	0.0	0.0	0.0	0.0	0.0	0.0	0.0	0.0	0.0	0.0	0.0	0.0	0.0	0.0	0.0	0.0	0.0	0.0	0.0	0.0	0.0	0.0	0.0	0.0	0.0	0.0	0.0	0.0	0.0	0.0	0.0	0.0	0.0	0.0	0.0	0.0	0.0	0.0	0.0	0.0	0.0	0.0	0.0	0.0	0.0	0.0	0.0	0.0	0.0	0.0	0.0	0.0	0.0	0.0	0.0	0.0	0.0	0.0	0.0	0.0	0.0	0.0	0.0	0.0	0.0	0.0	0.0	0.0	0.0	0.0	0.0	0.0	0.0	0.0	0.0	0.0	0.0	0.0	0.0	0.0	0.0	0.0	0.0	0.0	0.0	0.0	0.0	0.0	0.0	0.0	0.0	0.0	0.0	0.0	0.0	0.0	0.0	0.0	0.0	0.0	0.0	0.0	0.0	0.0	0.0	0.0	0.0	0.0	0.0	0.0	0.0	0.0	0.0	0.0	0.0	0.0	0.0	0.0	0.0	0.0	0.0	0.0	0.0	0.0	0.0	0.0	0.0	0.0	0.0	0.0	0.0	0.0	0.0	0.0	0.0	0.0	0.0	0.0	0.0	0.0	0.0	0.0	0.0	0.0	0.0	0.0	0.0	0.0	0.0	0.0	0.0	0.0	0.0	0.0	0.0	0.0	0.0	0.0	0.0	0.0	0.0	0.0	0.0	0.0	0.0	0.0	0.0	0.0	0.0	0.0	0.0	0.0	0.0	0.0	0.0	0.0	0.0	0.0	0.0	0.0	0.0	0.0	0.0	0.0	0.0	0.0	0.0	0.0	0.0	0.0	0.0	0.0	0.0	0.0	0.0	0.0	0.0	0.0	0.0	0.0	0.0	0.0	0.0	0.0	0.0	0.0	0.0	0.0	0.0	0.0	0.0	0.0	0.0	0.0	0.0	0.0	0.0	0.0	0.0	0.0	0.0	0.0	0.0	0.0	0.0	0.0	0.0	0.0	0.0	0.0	0.0	0.0	0.0	0.0	0.0	0.0	0.0	0.0	0.0	0.0	0.0	0.0	0.0	0.0	0.0	0.0	0.0	0.0	0.0	0.0	0.0	0.0	0.0	0.0	0.0	0.0	0.0	0.0	0.0	0.0	0.0	0.0	0.0	0.0	0.0	0.0	0.0	0.0	0.0	0.0	0.0	0.0	0.0	0.0	0.0	0.0	0.0	0.0	0.0	0.0	0.0	0.0	0.0	0.0	0.0	0.0	0.0	0.0	0.0	0.0	0.0	0.0	0.0	0.0	0.0	0.0	0.0	0.0	0.0	0.0	0.0	0.0	0.0	0.0	0.0	0.0	0.0	0.0	0.0	0.0	0.0	0.0	0.0	0.0	0.0	0.0	0.0	0.0	0.0	0.0	0.0	0.0	0.0	0.0	0.0	0.0	0.0	0.0	0.0	0.0	0.0	0.0	0.0	0.0	0.0	0.0	0.0	0.0	0.0	0.0	0.0	0.0	0.0	0.0	0.0	0.0	0.0	0.0	0.0	0.0	0.0	0.0	0.0	0.0	0.0	0.0	0.0	0.0	0.0	0.0	0.0	0.0	0.0	0.0	0.0	0.0	0.0	0.0	0.0	0.0	0.0	0.0	0.0	0.0	0.0	0.0	0.0	0.0	0.0	0.0	0.0	0.0	0.0	0.0	0.0	0.0	0.0	0.0	0.0	0.0	0.0	0.0	0.0	0.0	0.0	0.0	0.0	0.0	0.0	0.0	0.0	0.0	0.0	0.0	0.0	0.0	0.0	0.0	0.0	0.0	0.0	0.0	0.0	0.0	0.0	0.0	0.0	0.0	0.0	0.0	0.0	0.0	0.0	0.0	0.0	0.0	0.0	0.0	0.0	0.0	0.0	0.0	0.0	0.0	0.0	0.0	0.0	0.0	0.0	0.0	0.0	0.0	0.0	0.0	0.0	0.0	0.0	0.0	0.0	0.0	0.0	0.0	0.0	0.0	0.0	0.0	0.0	0.0	0.0	0.0	0.0	0.0	0.0	0.0	0.0	0.0	0.0	0.0	0.0	0.0	0.0	0

Legend: --- SCHEDULE --- ACTUAL --- PAYMENT

Figure 3-17: S-Curve of Package-1

3.5 Task C: Supervise Construction & Administer Contract of Package-2

3.5.1 Introduction

The MPR covers all major site activities executed in each of the six Polders up to 31st December 2021. The Contract was signed on 8th March 2017 for the execution of Rehabilitation/ Reconstruction and upgrading of six (6) Polders in total, namely Polder 39/2C, 40/2, 41/1, 43/2C, 47/2 and Polder 48 under CEIP-1 (Contract No: CEIP-1/W-02).

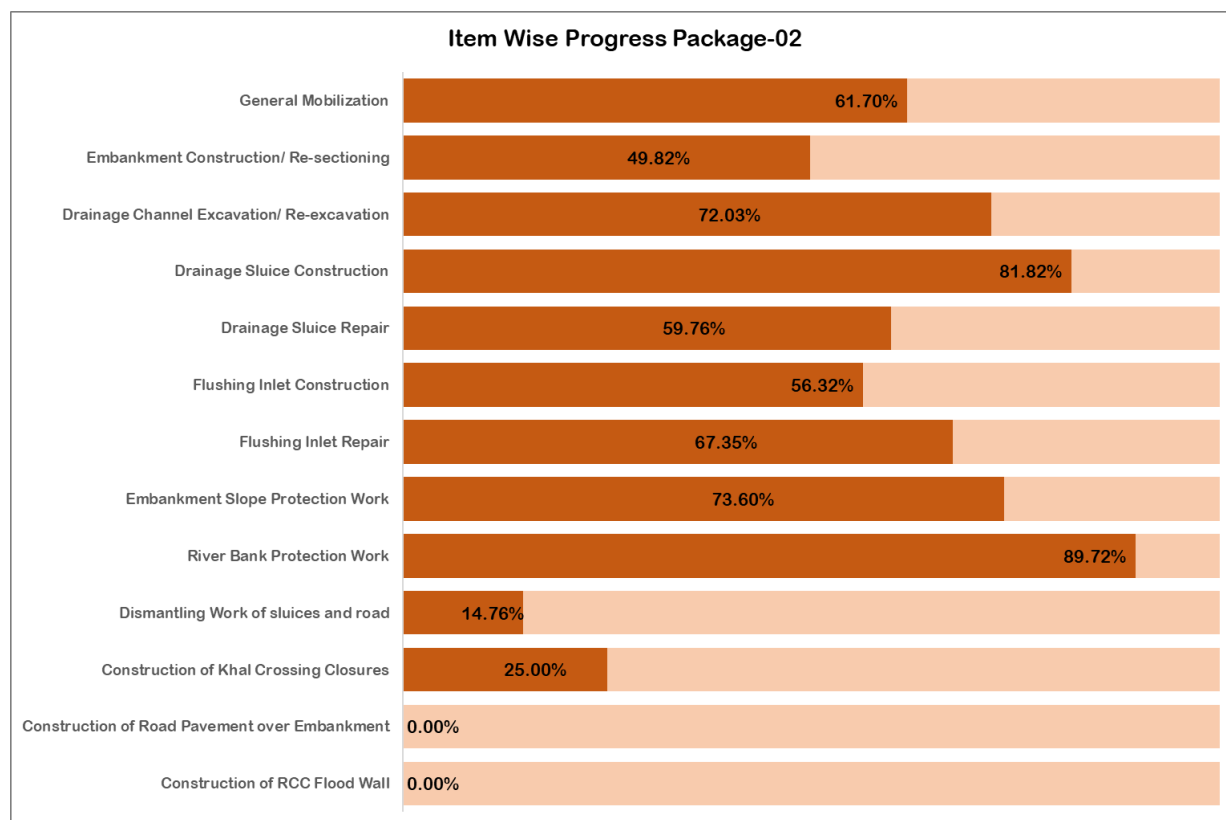


Figure 3-18: Item Wise Progress of Package-2

3.5.2 Physical Progress (Mile Stone Matrix)

Table 3-42: Physical Works Status of Package-02 as of December 2021

Item	Unit	RF Target	Revised Quantity	Tentative Program FY 2021-2022		Cumulative upto June 2021		Cumulative upto 30 November, 2021		Current Month		Cumulative upto 31 December, 2021		Cumulative During FY 2021-22	
				Full	Part	Completed	Partially Completed	Completed	Partially Completed	Completed	Partially Completed	Completed	Partially Completed	Completed	Partially Completed
1	2	3	4	5	6	7	8	9	10	11=(13-9)	12	13	14	15=(13-7)	16
General Mobilization	LS	-	-			61.70%		61.70%		0.00%		61.70%		0.00%	
Embankment Construction/Re-sectioning	Km	208.051	208.101	84.250	0	62.379	18.447	62.416	22.465	4.082	36.476	66.498	36.476	4.12	36.476
						40.29%		41.70%		8.12%		49.82%		9.52%	
Drainage Channel Excavation/Re-excavation	Km	154.630	154.931	72.50		78.658	0.000	78.658	0.000	0.000	0.000	78.658	0	0.00	0.00
						72.03%		72.03%		0.00%		72.03%		0.00%	
Drainage Sluice Construction	No.	50	51	8	25	18	25	18	28	1	28	19	28	1	28
						78.96%		80.18%		1.64%		81.82%		2.85%	
Drainage Sluice Repair	No.	6	6	3	2	0	2	0	2	0	2	0	2	0	2
						58.19%		59.42%		0.33%		59.76%		1.56%	
Flushing Inlet Construction	No.	50	51	16	12	12	12	12	17	0	20	12	20	0	20
						49.02%		51.52%		4.80%		56.32%		7.30%	
Flushing Inlet Repair	No.	30	32	14	17	1	17	1	19	0	21	1	21	0	21
						61.09%		63.78%		3.57%		67.35%		6.26%	
Embankment Slope Protection Work	Km	9.480	9.476	5.776		1.700	-	1.850	-	0.000	-	1.850	-	0.150	0.00
						57.67%		70.38%		3.22%		73.60%		15.93%	
River Bank Protection Work	Km	4.920	5.691	1.24		4.425	-	4.534	-	0.120	-	4.654	-	0.229	0.00
						82.15%		87.71%		2.01%		89.72%		7.57%	
Construction of Road Pavement	Km		0.00			-	-	-	-		-	-	-		
Construction of RCC Flood Wall	Km		0.00			-	-	-	-	-	-	-	-		
Closure Dam Construction	No.		8	6		1 no. completed	12.50% completed	1 no. completed	12.50% completed	-	2 nos. ongoing 25.00% completed	1 no. completed	2 nos. ongoing 25.00% completed		

Table 3-43: Polder wise Physical Works status of Package-2 as of December 2021

Package No	Polder No	Progress for Construction of Drainage sluices								Progress for Construction of Flushing Sluices							
		Number of DS	Dropped	Revised target of DS	100% Completed	Ongoing	Yet to Start	Overall Progress (%)	Sluice in operation.	Number of FS	Dropped	Revised target of FS	100% Completed	Ongoing	Yet to Start	Overall Progress (%)	Sluice in Operation
2	39/2C	13	0	13	3	7	3	65.40%	3	21	0	21	0	4	17	11.40%	0
	40/2	10	0	10	2	7	1	76.84%	2	14	7	7	2	5	0	64.22%	2
	41/1	10	0	10	3	7	0	88.92%	3	16	6	10	4	6	0	94.07%	4
	43/2C	8	0	8	4	4	0	91.42%	4	15	8	7	2	3	2	60.81%	2
	47/2	4	0	4	2	2	0	99.63%	2	5	2	3	2	1	0	99.50%	2
	48	6	0	6	5	1	0	99.95%	5	3	0	3	2	1	0	99.50%	2
	Total	51	0	51	19	28	4	81.82%	19	74	23	51	12	20	19	56.32%	12

Package No	Polder No	Progress for Repair of Drainage Sluices								Progress for Repair of Flushing Sluices							
		Number of DS	Number of Dropped	Revised target of DS Repair	100% Completed	Ongoing	Yet to Start	Overall Progress (%)	Sluice in operation.	Number of FS	Number of Dropped	Revised target of FS Repair	100% Completed	Ongoing	Yet to Start	Overall Progress (%)	Sluice in operation.
2	39/2C	0	0	0	0	0	0	NA	0	0	0	0	0	0	0	NA	0
	40/2	3	0	3	0	1	2	29.92%	0	12	1	11	0	6	5	46.48%	0
	41/1	0	0	0	0	0	0	NA	0	13	1	12	1	8	3	61.88%	1
	43/2C	0	0	0	0	0	0	NA	0	7	0	7	0	5	2	65.00%	0
	47/2	0	0	0	0	0	0	NA	0	2	0	2	0	2	0	92.50%	0
	48	3	0	3	0	1	2	29.58%	0	0	0	0	0	0	0	NA	0
	Total	6	0	6	0	2	4	59.76%	0	34	2	32	1	21	10	67.35%	1

Package No	Polder No	Progress for Bank Protection Work			Summary of Slope Protection Work			Progress for Excavation / Re-excavation of Drainage Channel				Summary of CC Block Production Status			Construction of Closure Dam		
		Target Length (Km)	Completed Length (Km)	% Completed	Target Length (Km)	Completed Length (Km)	% Completed	Number of Canals	RF Target Length (Km)	Completed Length (Km)	% Completed	Target Quantity	Production Quantity	% Completed	Target (No)	Completed (No)	Ongoing (No)
Package 2	39/2C	3.787	3.380	89.25%	4.000	0.00	0.00%	11	57.23	23.45	40.98%	5,328,276	4,842,855	90.89%	8	1	2
Package 2	40/2	0.000	0.000	NA	1.137	0.40	35.18%	11	4.23	1.83	43.25%	429,969	326,278	75.88%	0	0	NA
Package 2	41/1	0.674	0.549	81.45%	0.000	0.00	NA	8	23.13	4.16	17.99%	590,650	519,581	87.97%	0	0	NA
Package 2	43/2C	0.540	0.180	33.33%	0.261	0.00	0.00%	8	28.26	14.14	50.03%	435,342	296,213	68.04%	0	0	NA
Package 2	47/2	0.690	0.545	78.99%	0.000	0.00	NA	4	9.17	9.17	100.00%	482,227	436,327	90.48%	0	0	NA
Package 2	48	0.000	0.000	NA	4.078	1.45	35.56%	11	32.91	25.91	78.73%	539,493	439,825	81.53%	0	0	NA
Package 2		5.691	4.654	89.72%	9.476	1.850	73.60%	53	154.931	78.658	72.03%	7,805,957	6,861,079	87.90%	8	1	2

		Progress of Construction / Re-sectioning of Embankment												Partly Completed		
Package No	Polder No	Target Length (Km)	Completed Length (Km)	% Completed	New Emb. Length (Km)	Completed New Emb. Length (Km)	% Completed	Resectioning Length (Km)	Completed Resectioning Length (Km)	% Completed	Retd. Emb. Length (Km)	Completed Retd. Emb. Length (Km)	% Completed	New Emb. Length (Km)	Resectioning Length (Km)	Retd. Emb. Length (Km)
Package 2	39/2C	59.250	6.44	10.87%	59.25	6.44	10.87%	0.00	0.00	NA	0.00	0.00	NA	10.478	0.000	0.000
Package 2	40/2	34.200	13.26	38.77%	0.00	0.00	NA	34.20	13.26	38.77%	0.00	0.00	NA	0.000	7.690	0.000
Package 2	41/1	33.571	12.89	38.41%	0.00	0.00	NA	31.27	11.89	38.03%	2.30	1.00	43.48%	0.000	3.057	1.200
Package 2	43/2C	25.513	8.21	32.16%	0.00	0.00	NA	22.20	8.21	36.96%	3.00	0.00	0.00%	0.000	3.370	0.900
Package 2	47/2	17.567	17.17	97.72%	0.00	0.00	NA	16.24	16.24	100.00%	1.33	0.93	69.92%	0.000	0.000	0.400
Package 2	48	38.000	8.53	22.46%	0.00	0.00	NA	38.00	8.53	22.46%	0.00	0.00	NA	0.000	9.381	0.000
	Package 2	208.101	66.498	49.82%	59.250	6.440	10.87%	141.908	58.128	40.96%	6.63	1.93	29.11%	10.478	23.498	2.500

Table 3-44: Chainage wise Detailed Information of Construction of Embankment for Package-2

#	Polder	Location	Status of Work	Length (km)	Starting Chainage (km)	End Chainage (km)	Type of Work (New/ Retd./ Resectioning)	LA Problem	LA - Current Status	Required Earthwork Quantity (Cum)	Completed Earthwork Quantity (Cum)	Required Dressing & Turfing (Sqm)	Completed Dressing & turfing (Sqm)	Completed Earthwork %	Completed Dressing and turfing %	Progress as of Dec 2021	Completed Length (km)	Partly Completed Length (km)	Remarks
Package 2																			
1	39/2C	Bandharia	Yet to Start	1.100	0.000	1.100	New	Yes	Possession Received	21,100				0.00%	0.00%	0.00%			Program for the year 2021-22
2	39/2C	Pirojpur	Ongoing	4.063	1.100	5.163	New	Yes	Possession Received	90,518	81,466	-		90.00%	0.00%	82.80%	0.000	2.400	Work in progress
3	39/2C	Pirojpur	Yet to Start	1.237	5.163	6.400	New	Yes	Possession Received	32,300				0.00%	0.00%	0.00%			Program for the year 2021-22
4	39/2C	Pirojpur	Ongoing	1.400	6.400	7.800	New	Yes	Possession Received	33,851	27,081			80.00%	0.00%	73.60%		1.400	Program for the year 2021-22
5	39/2C	Jalukhathi	Yet to Start	2.450	7.800	10.250	New	Yes	Possession Received	64,200				0.00%	0.00%	0.00%			Land problem
6	39/2C	Jalukhathi	Ongoing	2.150	10.250	12.400	New	Yes	Possession Received	49,888	29,358			58.85%	0.00%	54.14%	0.000	1.400	Work in progress
7	39/2C	Pirojpur	Yet to Start	17.600	12.400	30.000	New	Yes	Possession Received	554,101				0.00%	0.00%	0.00%			Possession Received in paper but physically land is not clear for work
8	39/2C	Pirojpur	Ongoing	3.600	30.000	33.600	New	Yes	Possession Received	116,343	93,074			80.00%	0.00%	73.60%	0.000	2.273	Work in progress
9	39/2C	Pirojpur	Yet to Start	3.000	33.600	36.600	New	Yes	Possession Received	94,450				0.00%	0.00%	0.00%			Program for the year 2021-22
10	39/2C	Junia, Pirojpur	Ongoing	2.400	36.600	39.000	New	No	do	145,448	135,000	55,200	34,800	92.82%	63.04%	90.43%	2.060	0.550	Work in Progress
11	39/2C	Junia, Pirojpur	Yet to Start	4.775	39.000	43.775	New	No	do	86,122				0.00%	0.00%	0.00%			Program for the year 2021-22
12	39/2C	Junia, Pirojpur	Ongoing	3.475	43.775	47.250	New	No	do	218,935	143,000	83,400	83,400	65.32%	100.00%	68.09%	1.920	0.520	Work in progress
13	39/2C	Junia, Pirojpur	Yet to Start	1.090	47.250	48.340	New	No	do	34,292				0.00%	0.00%	0.00%			Program for the year 2021-22
14	39/2C	Junia, Pirojpur	Ongoing	2.210	48.340	50.550	New	No	do	151,000	145,830	13,600	6,000	96.58%	44.12%	92.38%	2.110	0.350	Work in Progress
15	39/2C	Pirojpur	Yet to Start	3.450	50.550	54.000	New	No	do	101,267				0.00%	0.00%	0.00%			Program for the year 2021-22
16	39/2C	Pirojpur	Ongoing	0.800	54.000	54.800	New	No	do	44,500	37,500			84.27%	0.00%	77.53%	0.050	0.750	Work in progress
	39/2C	Pirojpur	Ongoing	0.300	54.800	55.100	New	No	do	18,300	18,300	7,700	6,700	100.00%	87.01%	98.96%	0.300	0.000	Work in progress
	39/2C	Pirojpur	Ongoing	0.850	55.100	55.950	New	No	do	36,701	28,000			76.29%	0.00%	70.19%	0.000	0.600	Work in progress
	39/2C	Pirojpur	Ongoing	0.550	55.950	56.500	New	No	do	65,687	52,549			80.00%	0.00%	73.60%	0.000	0.235	Work in progress
17	39/2C	Pirojpur	Yet to Start	2.750	56.500	59.250	New	Yes	do	86,515				0.00%	0.00%	0.00%			Possession Received in paper but physically land is not clear for work
18	40/2	Pathargata Mouza	Ongoing	1.240	0.000	1.240	Resectioning	Pourashava CC Road	NA	45,011	32,000			71.09%	0.00%	65.41%		0.840	Work in Progress
19	40/2	Pathargata Mouza	Ongoing	1.760	1.240	3.000	Resectioning	No	Possession Received	118,930	118,930	46,015	35,000	100.00%	76.06%	98.09%	1.760	0.000	Work in Progress
20	40/2	Gohorpur	Ongoing	1.150	3.000	4.150	Resectioning	No	NA	63,991	40,000			62.51%	0.00%	57.51%	0.350	0.800	Work in Progress
21	40/2	Gohorpur	Completed	1.700	4.150	5.850	Resectioning	No	NA	19,892	19,892	28,838	28,838	100.00%	100.00%	100.00%	1.700	0.000	Work is Completed
22	40/2	Gohorpur	Completed	0.100	5.850	5.950	Resectioning	No	NA	4,622	4,622	1,983	1,983	100.00%	100.00%	100.00%	0.100	0.000	Work is Completed
23	40/2	Gohorpur	Completed	0.700	5.950	6.650	Resectioning	No	NA	16,002	16,002	13,052	13,052	100.00%	100.00%	100.00%	0.700	0.000	Work is Completed
24	40/2	Nijlathimara	Ongoing	0.850	6.650	7.500	Resectioning	No	NA	18,943	8,000			42.23%	0.00%	38.85%	0.000	0.850	Work in Progress
25	40/2	Nijlathimara	Ongoing	1.500	7.500	9.000	Resectioning	No	NA	31,238	25,000	27,140	15,000	80.03%	55.27%	78.05%	0.000	1.500	Work in Progress
26	40/2	Tangra Mouza	Ongoing	3.000	9.000	12.000	Resectioning	No	NA	129,970	127,000	88,798	85,000	97.71%	95.72%	97.56%	2.500	0.500	Work in Progress
27	40/2	Gappharia	Ongoing	0.850	12.000	12.850	Resectioning	No	NA	52,726	19,500	35,093	-	36.98%	0.00%	34.02%	0.000	0.850	Work in Progress
28	40/2	Tapalbaria	Ongoing	1.150	12.850	14.000	Resectioning	No	Possession received	109,488	109,000	24,688	15,000	99.55%	60.76%	96.45%	1.150	0.000	Work in Progress
29	40/2	Tapalbaria	Ongoing	1.000	14.000	15.000	Resectioning	Yes	Possession received	84,270	84,270	40,501	40,500	100.00%	100.00%	100.00%	1.000	0.000	Work in Progress
30	40/2	Tapalbaria	Ongoing	2.700	15.000	17.700	Resectioning	No	NA	264,202	27,000			10.22%	0.00%	9.40%	0.000	1.200	Work in Progress
31	40/2	Tapalbaria	Yet to Start	0.550	17.700	18.250	Resectioning	No	NA	41,287				0.00%	0.00%	0.00%			Program for the year 2021-22
32	40/2	Tapalbaria	Ongoing	0.200	18.250	18.450	Resectioning	No	Possession received	16,343	14,000			85.66%	0.00%	78.81%	0.000	0.200	Work in Progress
33	40/2	Char donai Mouza	Completed	1.250	18.450	19.700	Resectioning	No	Possession received	99,752	99,752	39,118	39,118	100.00%	100.00%	100.00%	1.250	0.000	Work is Completed
34	40/2	Char donai Mouza	Ongoing	1.300	19.700	21.000	Resectioning	No	Possession received	111,132	105,000	46,157	40,000	94.48%	86.66%	93.86%	0.900	0.400	Work in Progress
35	40/2	Char donai Mouza	Ongoing	0.550	21.000	21.550	Resectioning	No	Possession received	41,131	35,000	22,710	0	85.09%	0.00%	78.29%	0.000	0.550	Work in Progress
	40/2	Char donai Mouza	Ongoing	1.450	21.550	23.000	Resectioning	No	NA	41,856	41,856	31,338	18,000	100.00%	57.44%	96.60%	1.450	0.000	Work in Progress
36	40/2	Char donai Mouza	Yet to Start	4.520	23.000	27.520	Resectioning	LGED Road	NA					0.00%	0.00%	0.00%			LGED Paved Road.
37	40/2	Hoglapasha	Yet to Start	4.715	27.520	32.235	Resectioning	RHD Road	NA					0.00%	0.00%	0.00%			RHD Paved Road.
38	40/2	Hatempur & Boratola	Yet to Start	1.515	32.235	33.750	Resectioning	Pourashava CC Road	NA					0.00%	0.00%	0.00%			Pourashava Paved Road.
39	40/2	Pathargata Mouza	Yet to Start	0.450	33.750	34.200	Resectioning	Pourashava CC Road	NA					0.00%	0.00%	0.00%			Pourashava cc. Road.
40	41/1	Ayla Patakata UP	Completed	2.250	0.000	2.250	Resectioning	No	NA	57,203	57,203	85,000	85,000	100.00%	100.00%	100.00%	2.250	0.000	Work is Completed
41	41/1	Burir Char UP	Yet to Start	0.750	2.250	3.000	Resectioning	RHD Road	NA					0.00%	0.00%	0.00%			RHD Carpeting Road.
42	41/1	Burir Char UP	Ongoing	2.300	3.000	5.300	Retired	No	Possession Received	197,000	135,700	74,000	27,000	68.88%	36.49%	66.29%	1.000	1.200	Work in Progress
43	41/1	Burir Char UP	Ongoing	7.500	5.300	12.800	Resectioning	No	NA	188,475	163,421			86.71%	0.00%	79.77%	6.793	0.707	Work in Progress
44	41/1	Burir Char UP	Ongoing	0.950	12.800	13.750	Resectioning	No	NA	51,709	45,000	33,250	21,000	87.03%	63.16%	85.12%	0.650	0.150	Work in Progress
45	41/1	Burir Char UP	Ongoing	0.250	13.750	14.000	Resectioning	No	NA	13,304	6,000			45.10%	0.00%	41.49%	0.250		Work in Progress
46	41/1	Burir Char UP	Ongoing	4.750	14.000	18.750	Resectioning	LGED Road	NA	78,353	24,000			30.63%	0.00%	28.18%	0.400		Work in Progress
47	41/1	Burir Char UP	Yet to Start	1.950	18.750	20.700	Resectioning	Pourashava Road	NA					0.00%	0.00%	0.00%			Pourashava Carpeting Road.
48	41/1	Burir Char UP	Yet to Start	6.550	20.700	27.250	Resectioning	RHD Road	NA					0.00%	0.00%	0.00%			RHD Carpeting Road.
49	41/1	Ayla Patakata UP	Ongoing	2.250	27.250	29.500	Resectioning	LGED Road	NA	35,500	14,220	48000	8500	40.06%	17.71%	38.27%	0.700	0.350	Work in Progress
50	41/1	Ayla Patakata UP	Ongoing	2.500	29.500	32.000	Resectioning	LGED Road	NA	42,400	31,500	53000	12700	74.29%	23.96%	70.27%	1.500	0.700	Work in Progress
51	41/1	Ayla Patakata UP	Ongoing	1.571	32.000	33.571	Resectioning	LGED Road	NA	39,000	4,000			10.26%	0.00%	9.44%		0.500	Work in Progress

Bangladesh Water Development Board (BWDB)
Coastal Embankment Improvement Project, Phase-1 (CEIP-1)

#	Polder	Location	Status of Work	Length (Km)	Starting Chainage (Km)	End Chainage (Km)	Type of Work (New/ Retd./ Resectioning)	LA Problem	LA - Current Status	Required Earthwork Quantity (Cum)	Completed Earthwork Quantity (Cum)	Required Dressing & Turfing (Sqm)	Completed Dressing and turfing (Sqm)	Completed Earthwork %	Completed Dressing and turfing %	Progress as of Dec 2021	Completed Length (km)	Partly Completed Length (km)	Remarks
52	43/2C	Suhari	Yet to Start	0.074	0.000	0.074	Resectioning	RHD Road	NA					0.00%	0.00%	0.00%			RHD Carpeting Road.
53	43/2C	Bauria	Ongoing	0.851	0.074	0.925	Resectioning	Yes	Revised land plan under preparation	42,009	16,044	21,392	5,937	38.19%	27.75%	37.36%	0.325	0.000	Work in Progress
54	43/2C	Bauria	Completed	0.400	0.925	1.325	Resectioning	Yes	do	12,341	12,341	7,308	7,308	100.00%	100.00%	100.00%	0.400	0.000	Work is Completed
55	43/2C	Gabua	Ongoing	2.703	1.325	4.028	Resectioning	Yes	do	74,670	63,000	49,383	31,972	84.37%	64.74%	82.80%	1.850	0.750	Work in Progress
56	43/2C	Boro Gabua	Yet to Start	0.872	4.028	4.900	Resectioning	LGED Road	NA					0.00%	0.00%	0.00%			LGED Carpeting Road.
57	43/2C	Boro Gabua	Ongoing	0.950	4.900	5.850	Resectioning	Yes	Revised land plan under	22,817	21,000	18,158	17,320	92.04%	95.38%	92.30%	0.950	0.000	Work in Progress
58	43/2C	Boro Gabua	Yet to Start	1.650	5.850	7.500	Resectioning	LGED Road	NA					0.00%	0.00%	0.00%			LGED Carpeting Road.
59	43/2C	Golkhali	Ongoing	5.690	7.500	13.190	Resectioning	Yes	Revised land plan under preparation	124,952	99,500	103,956	65,568	79.63%	63.07%	78.31%	3.300	1.500	Work in Progress
60	43/2C	East Golkhali	Yet to Start	1.810	13.190	15.000	Resectioning	Yes	do					0.00%	0.00%	0.00%			Program for the year 2021-22
61	43/2C	East Golkhali	Yet to Start	3.000	15.000	18.000	Retired	Yes	do		25,500			0.00%	0.00%	0.00%	0.00	0.900	Yet to Start
62	43/2C	East Golkhali & Badar pur	Yet to Start	2.700	18.000	20.700	Resectioning	Yes	do					0.00%	0.00%	0.00%			Program for next year
63	43/2C	Suharinij Char	Ongoing	1.700	20.700	22.400	Resectioning	Yes	do	64,993	60,000	48,178	38,117	92.32%	79.12%	91.26%	1.380	0.320	Work in Progress
64	43/2C	Suharinij Char	Ongoing	1.600	22.400	24.000	Resectioning	Yes	do	73,766	22,000			29.82%	0.00%	27.44%	0.00	0.800	Work in Progress
65	43/2C	Suhari	Yet to Start	1.200	24.000	25.200	Resectioning	Yes	do					0.00%	0.00%	0.00%			Program for the year 2021-22
66	43/2C	Suhari	Yet to Start	0.313	25.200	25.513	RHD Road	RHD Road	NA					0.00%	0.00%	0.00%			RHD Carpeting Road.
67	47/2	Piarpur	Ongoing	2.100	0.000	2.100	Resectioning	No	NA	9,178	9,178	26,745	22,463	100.00%	83.99%	98.72%	2.100	0.000	Work in Progress
68	47/2	Piarpur	Ongoing	0.650	2.100	2.750	Retired	Yes	Possession received	34,813	18,040		0	51.82%	0.00%	47.67%	0.250	0.400	Work in Progress
69	47/2	Piarpur	Ongoing	3.400	2.750	6.150	Resectioning	No	NA	36,849	36,849	56,220	47,360	100.00%	84.24%	98.74%	3.400	0.000	Work in Progress
70	47/2	Kichikata	Ongoing	0.680	6.150	6.830	Retired	Yes	Possession received	31,378	30,750	9,259	9,259	98.00%	100.00%	98.16%	0.680	0.000	Work in Progress
71	47/2	Kichikata	Completed	6.220	6.830	13.050	Resectioning	No	NA	52,700	52,700	84,575	84,575	100.00%	100.00%	100.00%	6.220	0.000	Work is Completed
72	47/2	Thankhola	Ongoing	4.517	13.050	17.567	Resectioning	No	NA	48,526	48,525	60,057	50,765	100.00%	84.53%	98.76%	4.517	0.000	Work in Progress
73	48	Khajura	Ongoing	0.500	0.000	0.500	Resectioning	No	NA	3,950	2765		0	70.00%	0.00%	64.40%	0.00	0.500	Work in Progress
74	48	Khajura	Yet to Start	4.000	0.500	4.500	Resectioning	No	NA	28,460				0.00%	0.00%	0.00%			
75	48	Tolatali, Chapali & Char Chapali	Ongoing	2.200	4.500	6.700	Resectioning	No	NA	14,072	8,050			57.21%	0.00%	52.63%	1.000	1.200	Work in Progress
76	48	Tolatali, Chapali & Char Chapali	Yet to Start	9.434	6.700	16.134	Resectioning	LGED Road	NA	69,710			0	0.00%	0.00%	0.00%		0.000	LGED Carpeting Road.
	48	Char Chapali	Completed	0.316	16.134	16.450	Resectioning	No	NA	5,513	5,513	6,188	6,188	100.00%	100.00%	100.00%	0.316	0.000	Work is Completed
	48	Ashakhali	Ongoing	0.685	16.450	17.135	Resectioning	No	NA	115,564	92,000	40,197	36,500	79.61%	90.80%	80.51%	0.685	0.000	Work in Progress
77	48	Ashakhali	Ongoing	0.865	17.135	18.000	Resectioning	No	NA	120,046	108,000	53,831	49,800	89.97%	92.51%	90.17%	0.81	0.055	Work in Progress
	48	Ashakhali	Ongoing	3.000	18.000	21.000	Resectioning	No	NA	394,860	122,500	182,329	32,000	31.02%	17.55%	29.95%	0.70	2.300	Work in Progress
	48	Ashakhali	Ongoing	3.000	21.000	24.000	Resectioning	No	NA	425,692	62,890			14.77%	0.00%	13.59%	0.40	2.600	Work in Progress
	48	Ashakhali	Yet to Start	5.455	24.000	29.455	Resectioning	No	NA	495,322				0.00%	0.00%	0.00%			LGED Carpeting Road.
78	48	Kuakata Beach	Yet to Start	1.195	29.455	30.650	Resectioning	LGED Road	NA	47,983				0.00%	0.00%	0.00%			Program for the year 2021-22
79	48	Do	Ongoing	0.150	30.650	30.800	Resectioning	No	NA	7,392	5,174			69.99%	0.00%	64.40%	0.00	0.148	Work in Progress
80	48	Do	Ongoing	1.215	30.800	32.015	Resectioning	No	NA	40,658	39,570	12,080	9,445	97.32%	78.19%	95.79%	1.000	0.215	Work in Progress
81	48	Do	Ongoing	2.285	32.015	34.300	Resectioning	No	NA	110,109	104,600			95.00%	0.00%	87.40%	2.00	0.285	Work in Progress
82	48	Do	Completed	0.250	34.300	34.550	Resectioning	No	NA	25,871	25,871	3,017	3,017	100.00%	100.00%	100.00%	0.250	0.000	Work is Completed
83	48	Do	Ongoing	0.328	34.550	34.878	Resectioning	No	NA	23,428	23,000	3,958	1,207	98.17%	30.50%	92.76%	0.250	0.078	Work in Progress
84	48	Do	Ongoing	2.122	34.878	37.000	Resectioning	No	NA	222,081	178,500			80.38%	0.00%	73.95%	1.122	1.000	Work in Progress
85	48	Khajura	Ongoing	1.000	37.000	38.000	Resectioning	No	NA	12,694	8,251			65.00%	0.00%	59.80%	0.00	1.000	Work in Progress



Table 3-45: Channel Wise detailed Information for Construction of Drainage Channel for Package-2

#	Polder	Name of Khal	Status of Work	Length (Km)	Completed Length (km)	Required Quantity (Cum)	Achieved Quantity (Cum)	Status as of Dec 2021	Remarks
Package 2									
1	39/2C	Chokeydev Khal	Ongoing	5.500	1.220	36,491.00	12,000.00	22.18%	Work in Progress
2	39/2C	Pona Khal	Yet to Start	20.000	0.000	102,282.25		0.00%	Program for the year 2021-22
3	39/2C	Bakshi Khal Br. 2	Ongoing	3.000	2.800	2,769.37	2,500.00	93.33%	Work in Progress
4	39/2C	Dasher Khal	Yet to Start	3.750	0.000	19,399.97		0.00%	Not yet started
5	39/2C	Juniher Khal	Completed	3.000	3.000	2,926.00	2,931.00	100.00%	Work Completed
6	39/2C	Teli Khali Khal	Completed	4.500	4.500	1,634.30	1,634.35	100.00%	Work Completed
7	39/2C	Chakluia Khal	Yet to Start	5.500	0.000	28,453.29		0.00%	Program for the year 2021-22
8	39/2C	Hetalia Khal	Ongoing	3.500	3.450	10,108.00	8,978.00	98.57%	Work in Progress
9	39/2C	Nodmollar Khal	Completed	4.000	4.000	11,209.00	11,139.00	100.00%	Work Completed
10	39/2C	Dagrey Khal	Completed	2.000	2.000	27,552.00	27,552.00	100.00%	Work Completed
11	39/2C	Bauner Khal	Completed	2.480	2.480	-		100.00%	No need of Re-excavation
12	40/2	Mutainer Khal	Yet to Start	2.400	0.000	42,571.38		0.00%	This khal has already been excavated by BWDB (Connected with DS-1)
13	40/2	Adhanian Khal	Dropped	0.000	0.000	23,507.00		0.00%	Dropped
14	40/2	Nijladiamar Khal	Dropped	0.000	0.000	43,613.08		0.00%	Dropped
15	40/2	Ganpara Khal - 1	Dropped	0.000	0.000			0.00%	Dropped
16	40/2	Keoratala Khal	Completed	1.829	1.829	36,574.00	35,558.00	100.00%	Work completed (Connected with DS-6)
17	40/2	Charduani Khal	Dropped	0.000	0.000	73,031.75		0.00%	Dropped
18	40/2	Hoglapasha Khal	Dropped	0.000	0.000	57,367.59		0.00%	Dropped
19	40/2	Munshigonj Khal	Dropped	0.000	0.000	1,663.75		0.00%	Dropped
20	40/2	Maser Khal	Dropped	0.000	0.000	37,548.50		0.00%	Dropped
21	40/2	Kajibari Khal	Dropped	0.000	0.000	38,060.00		0.00%	Dropped
22	40/2	Boroitola Khal	Dropped	0.000	0.000	73,238.00		0.00%	Dropped
23	41/1	Lobongla Khal	Yet to Start	4.073	0.000	14,393.64		0.00%	This khal has already been excavated by BWDB (Connected with DS-1)
24	41/1	Shonakhali Khal	Dropped	0.000	0.000	17,187.50		0.00%	Dropped
25	41/1	Charakgasia Khal	Dropped	0.000	0.000	6,789.75		0.00%	Dropped
26	41/1	Charnalar Khal	Ongoing	1.260	1.110	18,345.00	16,323.00	88.10%	Work in progress (Connected with DS-4)
27	41/1	Burirchar Khal	Yet to Start	6.930	0.000	38,439.50		0.00%	(Connected with DS-5)
28	41/1	Lobongla Khal Br. 1	Yet to Start	4.390	0.000	161,561.13		0.00%	As per approved shop drawing, the excavation quantity is only 5,301.00 Cum which is negligible in compared to length. So the existing section is enough compared to design section. No need re-excavation (Connected with DS-6).
29	41/1	Napit Khali Khal	Ongoing	1.813	1.713	23,564.00	21,848.00	94.48%	Work in progress. (Connected with DS-7)
30	41/1	Choto Lobongla Khal	Completed	4.667	1.338	26,171.00	26,171.00	100.00%	Length of Khal is 4.700Km. But from Km 1.338 to Km 4.700 already excavated by BWDB. (Connected with DS-8)
31	43/2C	Chadkokai Khal	Ongoing	2.600	2.550	65,370.00	63,000.00	98.08%	Work in Progress
32	43/2C	Jamaluddin Khal	Yet to Start	3.961	0.000	13,549.81		0.00%	Program for the year 2021-22
33	43/2C	Mushir Khal - 01	Yet to Start	6.793	0.000	29,157.81		0.00%	Program for the year 2021-22
34	43/2C	Mushir Khal	Ongoing	2.448	1.650	32,013.00	29,500.00	67.40%	Work in Progress
35	43/2C	Pollar Khal	Ongoing	2.350	2.300	41,624.00	40,000.00	97.87%	Work in Progress
36	43/2C	Rishir Khal	Ongoing	2.000	1.850	45,783.00	38,000.00	92.50%	Work in progress
37	43/2C	Taltola Khal	Completed	2.440	2.440	35,930.84	35,715.00	100.00%	Completed
38	43/2C	Golkhali Khal	Ongoing	5.669	3.350	59,517.00	52,100.00	59.09%	Work in Progress
39	47/2	Eidkhola Khal	Completed	0.676	0.676	8,019.00	8,019.00	100.00%	Completed
40	47/2	Kichikata Khal	Completed	1.700	1.700	13,607.00	13,607.00	100.00%	Completed
41	47/2	Dhankhola Khal	Completed	4.791	4.791	53,943.00	53,943.00	100.00%	Completed
42	47/2	Piarpur Khal	Completed	2.000	2.000	29,714.00	29,714.00	100.00%	Completed
43	48	Khanjura Khal	Completed	7.465	7.465	100,302.50	100,302.50	100.00%	Completed
44	48	Matiranga Khal	Completed	1.925	1.925	4,473.90	4,473.90	100.00%	Completed
45	48	Loxir Khal	Yet to Start	7.000	0.000	2,420.00		0.00%	Program for the year 2021-22
46	48	Nayapara Khal - 1	Completed	4.250	4.250	31,796.00	31,796.00	100.00%	Completed
47	48	Tolatali Khal	Completed	5.723	5.723	97,230.00	96,853.22	100.00%	Completed
48	48	Charchapali Khal	Completed	2.472	2.472	26,483.00	26,483.00	100.00%	Completed
49	48	Kauarchar Khal	Completed	1.000	1.000	7,818.25	7,818.25	100.00%	Completed
50	48	Kalaipara Khal	Completed	0.350	0.350	9,547.58	9,547.58	100.00%	Completed
51	48	Goramkhola Khal	Completed	2.726	2.726	54,163.00	54,163.13	100.00%	Completed
52	48	Khalifar Khal	Dropped	0.000	0.000	6,924.50	-	0.00%	Dropped
53	48	Maither Khal	Dropped	0.000	0.000	4,983.00	-	0.00%	Dropped
Total				154.931	78.658	1,366,907.515	861,669.93		

Table 3-46: Detailed Information of Construction Status of Drainage Sluice for Package-2

#	Type of HS	Polder	Sluice Name	Dropped/ Not Dropped	LA Problem	LA - Current Status	Preparation cofferdam- excavation- dewatering	Foundation sand piling - Sheet Piles	Structure - Concreting Work	Installation CC block placing - Gate	Status as of Dec 2021	Remarks
Drainage Sluice												
1	DS	39/2C	DS-1	Yet to Start	Y	Possession Received					0.00%	Program for the year 2021-22. Resettlement problem.
2	DS	39/2C	DS-2	Ongoing	Y	Possession Received	100%	100%	100%		85.00%	Work in progress
3	DS	39/2C	DS-3	Ongoing	Y	Possession Received	100%	10%			12.00%	Work in progress
4	DS	39/2C	DS-4	Ongoing	Y	Possession Received	100%	100%	100%		85.00%	Work in progress
5	DS	39/2C	DS-5	Yet to Start	Y	Possession Received					0.00%	Program for the year 2021-22
6	DS	39/2C	DS-6	Ongoing	Y	Possession Received	100%	100%	100%		85.00%	Work in progress
7	DS	39/2C	DS-7	Completed	N	N/A	100%	100%	100%	100%	100.00%	Sluice in operation.
8	DS	39/2C	DS-8	Completed	Y	Possession Received	100%	100%	100%	100%	100.00%	Sluice in operation.
9	DS	39/2C	DS-9	Yet to Start	Y	Taka Deposited to DC					0.00%	Land problem issue has not yet been resolved
10	DS	39/2C	DS-10	Ongoing	Y	Possession Received	100%	100%	100%	94%	99.10%	Work in progress
11	DS	39/2C	DS-11	Ongoing	Y	Possession Received	100%	100%	100%	94%	99.10%	Work in progress
12	DS	39/2C	DS-12	Completed	N	N/A	100%	100%	100%	100%	100.00%	Sluice in operation.
13	DS	39/2C	DS-13	Ongoing	Y	Possession Received	100%	100%	100%		85.00%	Work in progress
14	DS	40/2	DS-1	Ongoing	N	NA	100%	100%	98%	50%	91.40%	Work in progress
15	DS	40/2	DS-2	Completed	N	NA	100%	100%	100%	100%	100.00%	Sluice in operation.
16	DS	40/2	DS-3	Completed	N	Possession Received	100%	100%	100%	100%	100.00%	Sluice in operation.
17	DS	40/2	DS-5	Ongoing	N	NA	100%	100%	100%	96%	99.40%	Work in progress
18	DS	40/2	DS-7	Yet to Start	Y	Court case					0.00%	Due to court case work not yet started
19	DS	40/2	DS-7A	Ongoing	Y	N/A	100%	100%	98%	40%	89.90%	Work in progress
20	DS	40/2	DS-8	Ongoing	Y	Court case	100%	100%	100%		85.00%	Work in progress
21	DS	40/2	DS-9	Ongoing	N	Court case	100%	100%	98%	50%	91.40%	Work in progress
22	DS	40/2	DS-10	Ongoing	N	NA	100%	100%	100%	95%	99.25%	Work in progress
23	DS	40/2	DS-10A	Ongoing	Y	Court case	100%	10%			12.00%	Work in progress
23	DS	41/1	DS-1	Ongoing	N	Possession Received	100%	100%	100%	90%	98.50%	Work in progress
24	DS	41/1	DS-2	Ongoing	N	NA	42%				4.20%	Work in progress
25	DS	41/1	DS-3	Completed	N	NA	100%	100%	100%	100%	100.00%	Sluice in operation.
26	DS	41/1	DS-4	Ongoing	N	NA	100%	100%	100%	50%	92.50%	Work in progress
27	DS	41/1	DS-5	Ongoing	N	NA	100%	100%	100%	90%	98.50%	Work in progress
28	DS	41/1	DS-6	Ongoing	N	NA	100%	100%	100%	90%	98.50%	Work in progress (Gate Installed)
29	DS	41/1	DS-7	Completed	N	NA	100%	100%	100%	100%	100.00%	Sluice in operation.
30	DS	41/1	DS-8	Completed	N	NA	100%	100%	100%	100%	100.00%	Sluice in operation.
31	DS	41/1	DS-9	Ongoing	N	NA	100%	100%	100%	90%	98.50%	Work in progress
32	DS	41/1	DS-10	Ongoing	N	NA	100%	100%	100%	90%	98.50%	Work in progress
33	DS	43/2C	DS-1	Ongoing	N	NA	100%	100%	100%	75%	96.25%	Work in progress
34	DS	43/2C	DS-2	Ongoing	Y	Revised Land Plan under preparation	100%	100%	92%		80.60%	Work in progress
35	DS	43/2C	DS-3	Ongoing	N	NA	100%	100%	100%	80%	97.00%	Work in progress
36	DS	43/2C	DS-4	Completed	N	NA	100%	100%	100%	100%	100.00%	Sluice in operation.
37	DS	43/2C	DS-5	Completed	N	NA	100%	100%	100%	100%	100.00%	Sluice in operation.
38	DS	43/2C	DS-6	Ongoing	Y	Revised Land Plan under preparation	100%	100%	50%		57.50%	Work in progress
39	DS	43/2C	DS-7	Completed	N	NA	100%	100%	100%	100%	100.00%	Sluice in operation.
40	DS	43/2C	DS-8	Completed	N	NA	100%	100%	100%	100%	100.00%	Sluice in operation.
41	DS	47/2	DS-1	Ongoing	N	NA	100%	100%	100%	95%	99.25%	Work in progress
42	DS	47/2	DS-2	Completed	N	NA	100%	100%	100%	100%	100.00%	Sluice in operation.
43	DS	47/2	DS-3	Ongoing	N	NA	100%	100%	100%	95%	99.25%	Work in progress
44	DS	47/2	DS-4	Completed	N	NA	100%	100%	100%	100%	100.00%	Sluice in operation.
45	DS	48	DS-1	Completed	N	NA	100%	100%	100%	100%	100.00%	Sluice in operation.
46	DS	48	DS-2/A	Ongoing	N	NA	100%	100%	100%	98%	99.70%	Work in progress
47	DS	48	DS-3/2	Completed	N	NA	100%	100%	100%	100%	100.00%	Sluice in operation.
48	DS	48	DS-3/3	Completed	N	NA	100%	100%	100%	100%	100.00%	Sluice in operation.
49	DS	48	DS-3/4	Completed	N	NA	100%	100%	100%	100%	100.00%	Sluice in operation.
50	DS	48	DS-6	Completed	Y	Taka Deposited to DC	100%	100%	100%	100%	100.00%	Sluice in operation.

Table 3-47: Detailed Information of Construction Status of Flushing Sluice for Package-2

#	Type of HS	Polder	Sluice Name	Dropped/Not Dropped	LA Problem	LA - Current Status	Preparation cofferdam-excavation-dewatering	Foundation sand piling - Sheet Piles	Structure - Concreting Work	Installation CC block placing - Gate	Status as of Dec 2021	Remarks
Flushing Sluice												
1	FS	39/2C	FS-1	Yet to Start	Y	Taka Deposited to DC					0%	Land problem issue has not yet been resolved
2	FS	39/2C	FS-2	Yet to Start	Y	do					0%	Land problem issue has not yet been resolved
3	FS	39/2C	FS-2/1	Yet to Start	Y	do					0%	Land problem issue has not yet been resolved
4	FS	39/2C	FS-3	Yet to Start	Y	do					0%	Land problem issue has not yet been resolved
5	FS	39/2C	FS-5	Yet to Start	Y	do					0%	Land problem issue has not yet been resolved
6	FS	39/2C	FS-6	Yet to Start	Y	do					0%	Land problem issue has not yet been resolved
7	FS	39/2C	FS-6/1	Ongoing	Y	do	100%	100%	10%		36%	Work in progress
8	FS	39/2C	FS-6/2	Yet to Start	Y	do					0%	Land problem issue has not yet been resolved
9	FS	39/2C	FS-7	Yet to Start	Y	do					0%	Land problem issue has not yet been resolved
10	FS	39/2C	FS-8	Yet to Start	Y	do					0%	Land problem issue has not yet been resolved
11	FS	39/2C	FS-9	Yet to Start	Y	do					0%	Land problem issue has not yet been resolved
12	FS	39/2C	FS-10	Yet to Start	Y	do					0%	Land problem issue has not yet been resolved
13	FS	39/2C	FS-11	Ongoing	Y	do	100%	100%	97%		83%	Work in progress
14	FS	39/2C	FS-12	Yet to Start	Y	do					0%	Land problem issue has not yet been resolved
15	FS	39/2C	FS-13	Ongoing	Y	do	100%	100%	10%		36%	Work in progress
16	FS	39/2C	FS-14	Yet to Start	Y	do					0%	Land problem issue has not yet been resolved
17	FS	39/2C	FS-14/1	Yet to Start	Y	do					0%	Land problem issue has not yet been resolved
18	FS	39/2C	FS-15	Ongoing	Y	do	100%	100%	100%		85%	Work in progress
19	FS	39/2C	FS-16	Yet to Start	Y	do					0%	Land problem issue has not yet been resolved
20	FS	39/2C	FS-17	Yet to Start	Y	do					0%	Land problem issue has not yet been resolved
21	FS	39/2C	FS-17/1	Yet to Start	Y	do					0%	Land problem issue has not yet been resolved
22	FS	40/2	FS-1	Dropped							0.00%	Recommended for repair instead of replacement.
23	FS	40/2	FS-3	Dropped							0.00%	Recommended for demolished
24	FS	40/2	FS-4	Dropped							0.00%	Recommended for repair instead of replacement.
25	FS	40/2	FS-4/1	Completed	N	NA	100%	100%	100%	100%	100.00%	Sluice in operation.
26	FS	40/2	FS-8	Ongoing	N	NA	100%	100%	30%		46.50%	Work in progress
26	FS	40/2	FS-9	Completed	N	NA	100%	100%	100%	100%	100.00%	Sluice in operation.
26	FS	40/2	FS-9A	Ongoing	N	NA	80%				8.00%	Work in progress
27	FS	40/2	FS-10	Ongoing	N	NA	100%	100%	100%	95%	99.25%	Work in progress
26	FS	40/2	FS-11	Ongoing	N	NA	100%	15%			13.00%	Work in progress
28	FS	40/2	FS-13	Dropped							0.00%	Recommended for demolished
29	FS	40/2	FS-14	Dropped							0.00%	Recommended for repair instead of replacement.
30	FS	40/2	FS-16	Ongoing	N	NA	100%	100%	96%		82.80%	Work in progress
31	FS	40/2	FS-17	Dropped							0.00%	Recommended for dropped from program instead of replacement due to land problem.
32	FS	40/2	FS-20	Dropped							0.00%	Recommended for repair instead of replacement.
33	FS	41/1	FS-1	Completed	N	NA	100%	100%	100%	100%	100.00%	Sluice in operation.
34	FS	41/1	FS-3	Completed	N	NA	100%	100%	100%	100%	100.00%	Sluice in operation.
35	FS	41/1	FS-5	Completed	N	NA	100%	100%	100%	100%	100.00%	Sluice in operation.
36	FS	41/1	FS-6	Completed	Y		100%	100%	100%	100%	100.00%	Sluice in operation.
37	FS	41/1	FS-7	Dropped	Y	Possession Received					0.00%	Dropped
38	FS	41/1	FS-8	Ongoing			100%	100%	100%	95%	99.25%	Work in progress
39	FS	41/1	FS-9	Ongoing			100%	100%	100%	95%	99.25%	Work in progress
40	FS	41/1	FS-12	Dropped							0.00%	DS-8 is to be construction instead of FS-12.
41	FS	41/1	FS-15	Ongoing			100%	100%	100%	95%	99.25%	Work in progress
42	FS	41/1	FS-16	Dropped							0.00%	Recommended for repair instead of replacement.
43	FS	41/1	FS-21	Dropped	Y						0%	Shifting to repair of Flushing Sluice
44	FS	41/1	FS-22	Dropped	Y						0%	Shifting to repair of Flushing Sluice
45	FS	41/1	FS-23	Dropped	Y						0%	Shifting to repair of Flushing Sluice
46	FS	41/1	FS-24	Ongoing	Y		100%	100%	80%		74.00%	Work in progress
47	FS	41/1	FS-25	Ongoing	N	NA	100%	100%	98%		83.90%	Work in progress
48	FS	41/1	FS-28	Ongoing	Y		100%	100%	100%		85.00%	Work in progress
49	FS	43/2C	FS-1	Yet to Start							0.00%	Program for the year 2021-22
50	FS	43/2C	FS-1A	Ongoing	Y		100%	100%	99%	100%	99.45%	Work in progress
51	FS	43/2C	FS-2	Dropped							0.00%	Recommended for repair instead of replacement.
52	FS	43/2C	FS-3	Dropped							0.00%	Recommended for demolish instead of replacement as per local resident.
53	FS	43/2C	FS-7	Dropped							0.00%	Recommended for repair instead of replacement.
54	FS	43/2C	FS-8	Completed	Y	NA	100%	100%	100%	100%	100.00%	Sluice in operation.
55	FS	43/2C	FS-9	Dropped							0.00%	Recommended for repair instead of replacement.
56	FS	43/2C	FS-10	Ongoing	Y	N/A	100%	100%	100%	75%	96.25%	Work in progress
57	FS	43/2C	FS-12	Ongoing	Y	Revised Land Plan under preparation	100%	100%			30.00%	Work in progress
58	FS	43/2C	FS-13	Yet to Start	N	NA					0.00%	Land problem issue has not yet been resolved
59	FS	43/2C	FS-14	Dropped							0.00%	Recommended for repair instead of replacement.
60	FS	43/2C	FS-15	Dropped							0.00%	Recommended for repair instead of replacement.
61	FS	43/2C	FS-16	Dropped							0.00%	Recommended for repair instead of replacement.
62	FS	43/2C	FS-17	Dropped							0.00%	DS-7 is to be construction instead of FS-17
63	FS	43/2C	FS-18	Completed	N	NA	100%	100%	100%	100%	100.00%	Sluice in operation.
64	FS	47/2	FS-1	Ongoing	N	NA	100%	100%	100%	90%	98.50%	Work in progress
65	FS	47/2	FS-2	Dropped							0.00%	Recommended for repair instead of replacement.
66	FS	47/2	FS-3	Dropped							0.00%	Recommended for demolish.
67	FS	47/2	FS-6	Completed	N	NA	100%	100%	100%	100%	100.00%	Sluice in operation.
68	FS	47/2	FS-7	Completed	N	NA	100%	100%	100%	100%	100.00%	Sluice in operation.
69	FS	48	FS-1	Ongoing	N	NA	100%	100%	100%	90%	98.50%	Work in progress
70	FS	48	FS-3	Completed	N	NA	100%	100%	100%	100%	100.00%	Sluice in operation.
71	FS	48	FS-4	Completed	N	NA	100%	100%	100%	100%	100.00%	Sluice in operation.

Table 3-48: Detailed Information of Repair of Drainage & Flushing Sluice for Package-2

#	Type of HS	Package	Polder	Sluice Name	Status (Dropped/Not Dropped)	LA Problem	LA - Current Status	Preparation cofferdam-excavation-	Foundation sand piling - Sheet Piles	Structure - Concreting Work	Installation CC block placing -	Status as of Dec 2021	Remarks
Drainage Sluice													
3	DS	2	40/2	DS-1	Yet to Start	N	NA					0.00%	Dropped -DS-1
4	DS	2	40/2	DS-4	Yet to Start	N	NA					0.00%	Program for current year
5	DS	2	40/2	DS-6	Ongoing	N	NA	100%	100%	95%	50%	89.75%	Work in progress
6	DS	2	48	DS-3/1	Yet to Start	N	NA					0.00%	Program for current year
7	DS	2	48	DS-4	Yet to Start	Y						0.00%	Resettlement issue has not yet been resolved
8	DS	2	48	DS-5	Ongoing	N	NA	100%	100%	100%	25%	88.75%	Work in progress
Flushing Sluice													
1	FS	2	40/2	FS-1	Yet to Start							0.00%	Program for the year 2021-22
2	FS	2	40/2	FS-2	Ongoing	N	NA	100%	100%	95%		82.25%	Work in progress
3	FS	2	40/2	FS-4	Ongoing	N	NA	100%	100%	90%	50%	87.00%	Work in progress
4	FS	2	40/2	FS-6	Ongoing	N	NA	100%	100%	100%		85.00%	Work in progress
5	FS	2	40/2	FS-6/1	Ongoing			100%	100%	100%		85.00%	Work in progress
6	FS	2	40/2	FS-12	Yet to Start							0.00%	Program for the year 2021-22
7	FS	2	40/2	FS-14	Yet to Start	N	NA					0.00%	Shop drawing is under process of approval
8	FS	2	40/2	FS-16	Dropped							0.00%	Dropped FS-16
9	FS	2	40/2	FS-18	Yet to Start	N	NA					0.00%	Shop drawing is under process of approval
10	FS	2	40/2	FS-19	Ongoing	N	NA	100%	100%	100%	50%	92.50%	Work in progress
11	FS	2	40/2	FS-20	Yet to Start							0.00%	Program for the year 2021-22
12	FS	2	40/2	FS-22	Ongoing			100%	100%	90%		79.50%	Work in progress
13	FS	2	41/1	FS-2	Completed	N	NA	100%	100%	100%	100%	100.00%	Sluice in operation.
14	FS	2	41/1	FS-4	Ongoing			100%	100%	100%	50%	92.50%	Work in progress
15	FS	2	41/1	FS-5	Dropped							0.00%	Dropped FS-5
16	FS	2	41/1	FS-11	Yet to Start							0.00%	Program for the year 2021-22
17	FS	2	41/1	FS-13	Ongoing			100%				10.00%	Program for the year 2021-22
18	FS	2	41/1	FS-16	Ongoing			100%	100%	100%	50%	92.50%	Work in progress
19	FS	2	41/1	FS-18	Ongoing	N	NA	100%	100%	100%		85.00%	Work in progress
20	FS	2	41/1	FS-19	Yet to Start	N	NA					0.00%	Shop drawing is under process of approval
21	FS	2	41/1	FS-21	Ongoing			100%	100%	100%		85.00%	Work in progress
22	FS	2	41/1	FS-22	Ongoing			100%	100%	100%	50%	92.50%	Work in progress
23	FS	2	41/1	FS-23	Ongoing	N	NA	100%	100%	100%	50%	92.50%	Work in progress
24	FS	2	41/1	FS-30	Yet to Start	N	NA					0.00%	Program for the year 2021-22
25	FS	2	41/1	FS-29	Ongoing			100%	100%	100%	50%	92.50%	Work in progress
26	FS	2	43/2C	FS-2	Yet to Start							0.00%	Program for the year 2021-22
27	FS	2	43/2C	FS-6	Ongoing			100%	100%	100%		85.00%	Work in progress
28	FS	2	43/2C	FS-7	Ongoing			100%	100%	100%	50%	92.50%	Work in progress
29	FS	2	43/2C	FS-9	Ongoing			100%	100%	100%	50%	92.50%	Work in progress
30	FS	2	43/2C	FS-14	Ongoing			100%	100%	100%	50%	92.50%	Work in progress
31	FS	2	43/2C	FS-15	Ongoing			100%	100%	100%	50%	92.50%	Work in progress
32	FS	2	43/2C	FS-16	Yet to Start							0.00%	Program for the year 2021-22
33	FS	2	47/2	FS-2	Ongoing			100%	100%	100%	50%	92.50%	Work in progress
34	FS	2	47/2	FS-4	Ongoing			100%	100%	100%	50%	92.50%	Work in progress

Table 3-49: Detailed Information for Slope Protection Work for Package-2

#	Polder #	Length (Km)	LA Problem	LA - Current Status	Status of Work	Starting Chainage (Km)	End Chainage (Km)	Mobilization	Production of CC Blocks	Placing of CC block	Other related work	Completed Length (km)	Status as of Dec 2021	Remarks
Package 2								3%	77%	9%	11%			
1	39/2C	4.000	N	Possession received	Yet to Started	24.000	51.000					0.000	0.00%	Embankment Construction not done
2	40/2	0.400	N	Possession received	Completed	1.240	1.640	100%	100%	100%	100%	0.400	100.00%	Work completed
3	40/2	0.129	N	Possession received	Yet to Started	12.871	13.000					0.000	0.00%	Embankment Construction is in progress
4	40/2	0.393	N	Possession received	Ongoing	13.184	13.577	100%	40%	15%	20%	0.000	37.35%	Partially done 393 m & work in progress
5	40/2	0.215	N	Possession received	Ongoing	13.745	13.960	90%	70%	50%	50%	0.000	66.60%	Partially done 215 meter & work in progress
6	43/2C	0.078	Y	Proposal under Preparation	Yet to Started	19.885	19.963					0.000	0.00%	Embankment Construction not yet done
7	43/2C	0.090	Y	Proposal under Preparation	Yet to Started	19.680	19.770					0.000	0.00%	Embankment Construction not yet done
8	43/2C	0.093	Y	Proposal under Preparation	Yet to Started	19.460	19.553					0.000	0.00%	Embankment Construction not done
9	48	1.215	N	NA	Ongoing	30.800	32.015	100%	80%	78%	80%	0.950	80.42%	Work in progress. Partial work done for length of 300metre.
12	48	2.285	N	NA	Ongoing	32.015	34.300	50%	10%	2%	10%	0.000	10.48%	Earth work in embk. is in progress
13	48	0.578	N	NA	Ongoing	34.300	34.878	100%	100%	100%	90%	0.500	98.90%	Work in progress. Partial work done for length of 150 metre.
Total		9.476										1.850		

Table 3-50: Detailed Information Bank Protection Work for Package-2

#	Polder	Length (Km)	Status of Work	Starting Chainage (Km)	End Chainage (Km)	Mobilization	Production of CC Blocks	Placing of CC block	Other related work	Completed Length (km)	Status as of Dec 2021	Remarks
Package 2						3%	85%	9%	3%			
1	39/2C	1.000	Ongoing	42.600	43.600	100%	100%	100%	50%	1.000	98.50%	Work in progress. 940 meter pitching completed
2	39/2C	2.500	Ongoing	51.500	54.000	100%	100%	75%	50%	2.380	96.25%	Work in progress. 1930 meter pitching completed
3	39/2C	0.287	Yet to Start	54.000	54.287						0.00%	Program for the year 2021-22
4	41/1	0.215	Ongoing	5.030	5.245	50%	35%		25%	0.090	32.00%	Work in progress. Dumping & Pitching not yet started.
5	41/1	0.459	Ongoing	13.230	13.689	100%	100%	85%	90%	0.459	98.35%	Work in progress. Placing work completed 400 meter.
6	43/2C	0.540	Ongoing	13.400	13.940	70%	67%	0%	30%	0.180	59.95%	Work in progress. Placing not yet started.
7	47/2	0.045	Yet to Start	6.105	6.150					0.000	0.00%	Program for the year 2021-22
8	47/2	0.560	Ongoing	6.150	6.710	100%	100%	96%	96%	0.545	99.52%	Work in progress
9	47/2	0.085	Yet to Start	6.710	6.795					0.000	0.00%	Program for the year 2021-22
Total		5.691								4.654		

Table 3-51: Detailed Information Construction of Closure Dam for Package-2

#	Polder	Sluice Closure	Status of Work	Foundation Construction of the Closure	Closing of the Closure	Final Protection of the closure	Status as of Dec 2021	Remarks
Package 2				25%	20%	55%		
1	39/2C	Pona upper Khal	Ongoing	100%	100%	9%	50.0%	Work in Progress
2	39/2C	Pona Lower Khal	Yet to Start				0.0%	Program for the year 2021-22 after completion of adjacent sluice
3	39/2C	Junia Khal	Completed	100%	100%	100%	100.0%	Completed
4	39/2C	Telikhali Khal	Yet to Start				0.0%	Program for the year 2021-22 after completion of adjacent sluice
5	39/2C	Bamuner Khal	Yet to Start				0.0%	Program for the year 2021-22 after completion of adjacent sluice
6	39/2C	Darulhuda Khal	Yet to Start				0.0%	Program for the year 2021-22 after completion of adjacent sluice
7	39/2C	Hetalia Khal	Yet to Start				0.0%	Program for the year 2021-22 after completion of adjacent sluice
7	39/2C	Nadmula Khal	Ongoing	100%	100%	9%	50.0%	Work in Progress
Total							25.00%	

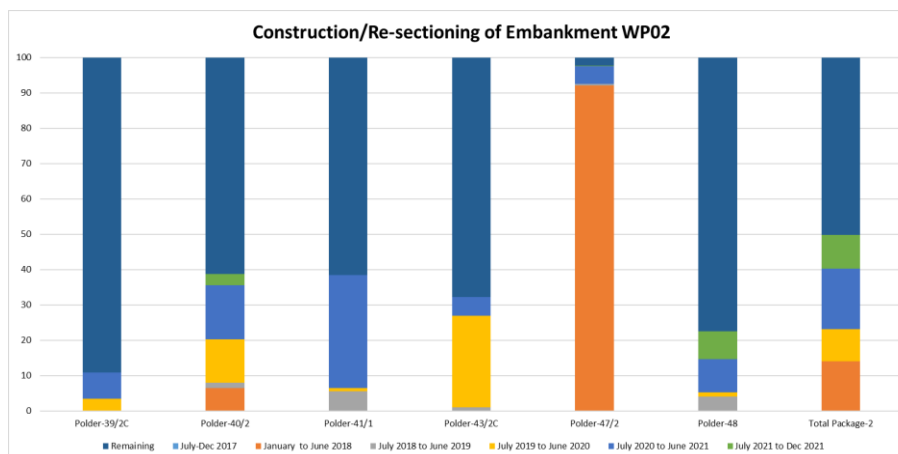


Figure 3-19: Construction/Re-sectioning of Embankment of Package-2

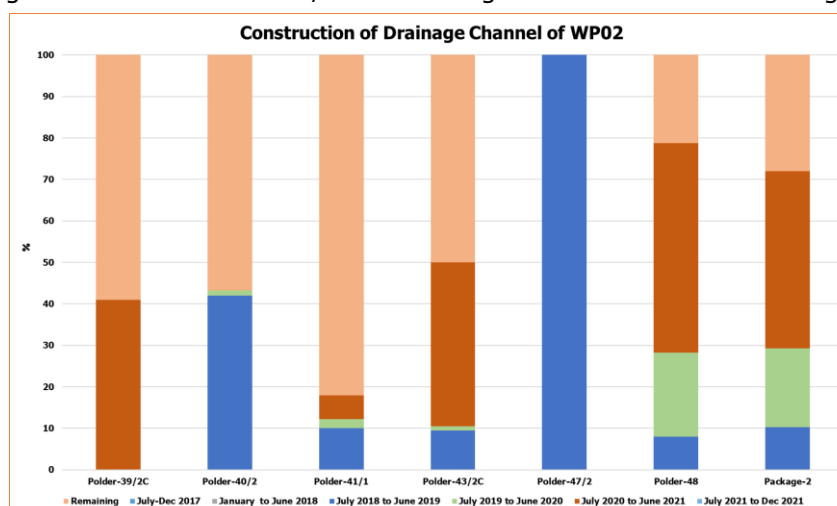


Figure 3-20: Construction of Drainage Channel of Package-2

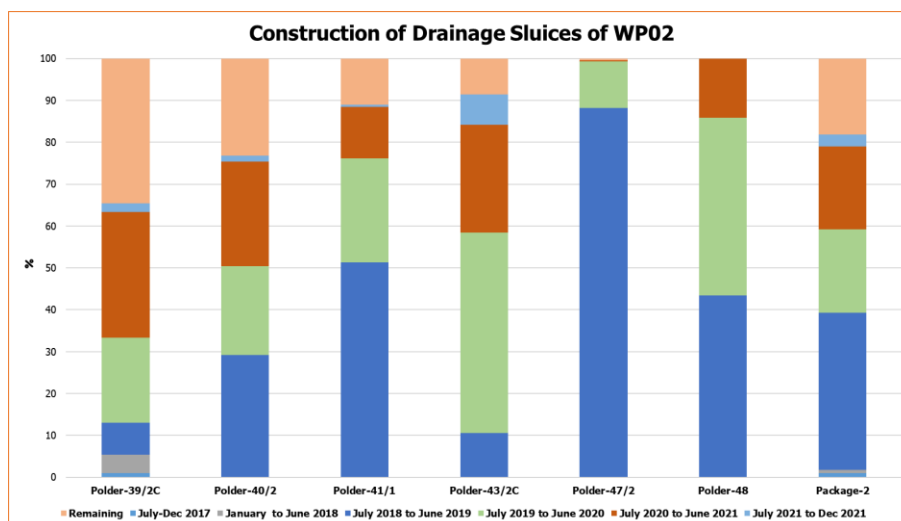


Figure 3-21: Construction of Drainage Sluice of Package-2

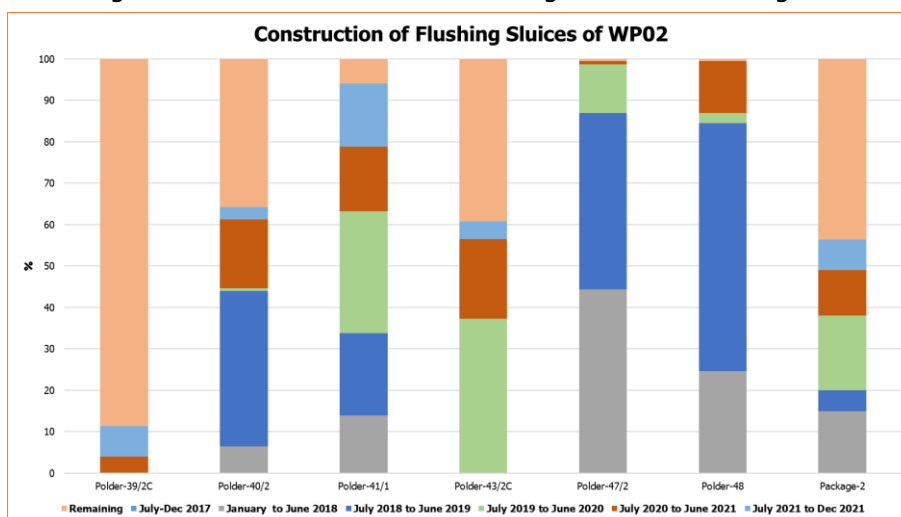


Figure 3-22: Construction of Flushing Sluice of Package-2

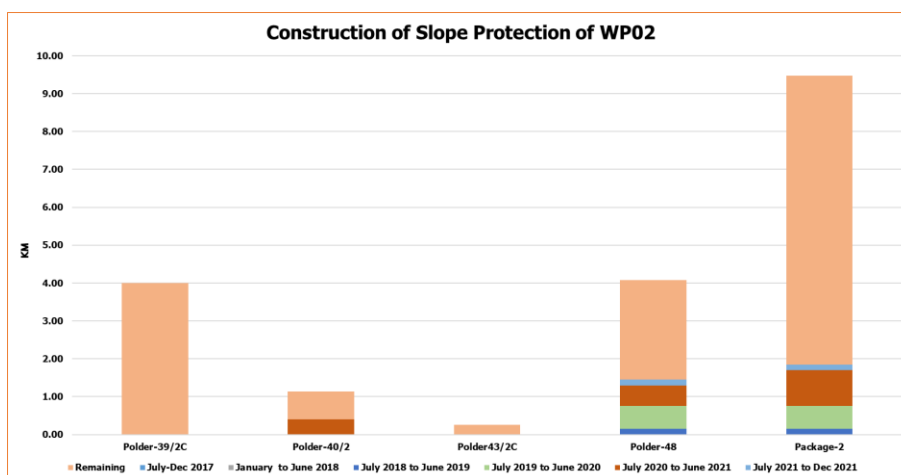


Figure 3-23: Construction of Slope Protection of Package-2

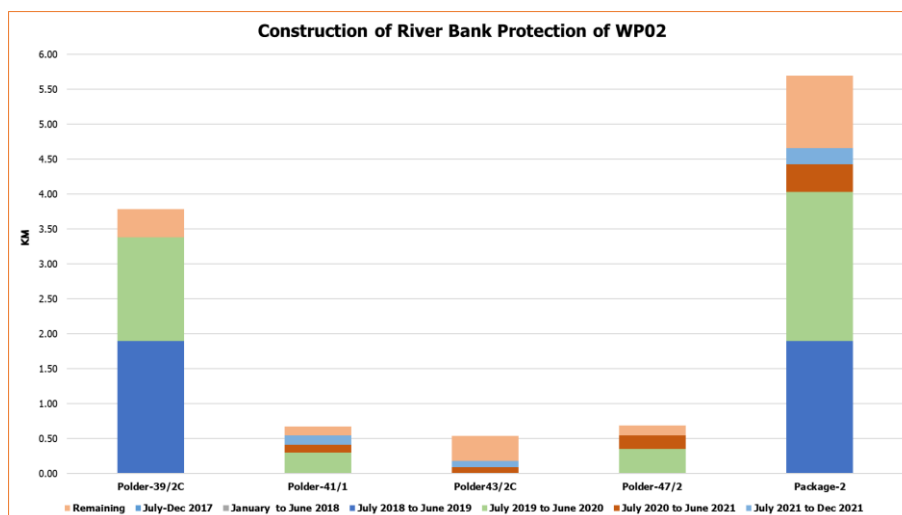


Figure 3-24: Construction of River Bank Protection of Package-2

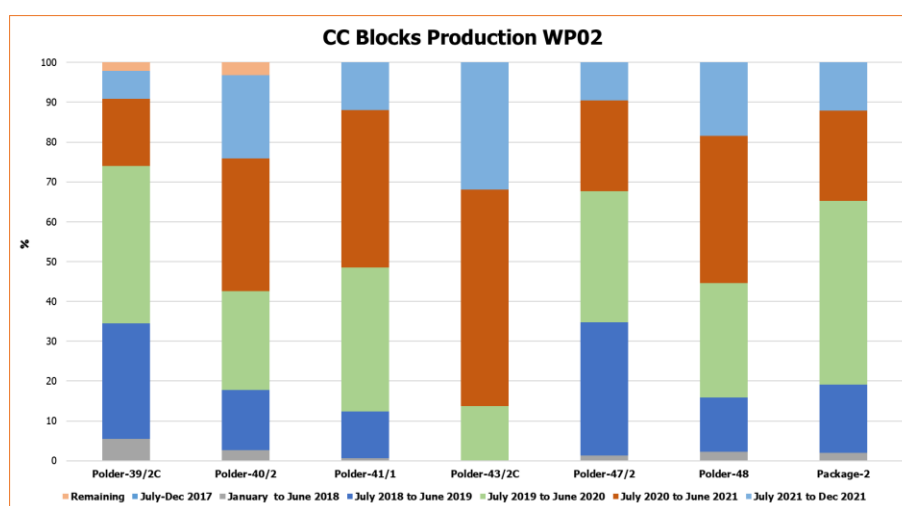


Figure 3-25: CC Blocks Production of Package-2

Table 3-52: CC Blocks Production as on December 2021

S.N.	Polder Number	Quantity as per Zero Cost Variation (Upto VO No. 01)	Cumulative Total as of 30 November, 2021	Production during December 2021							Cumulative Total as of 31 December, 2021
				40x40x40 (No)	40x40x20 (No)	30x30x30 (No)	40x40x30 (No)	60x60x40 (No)	60x60x60 (No)	Total (No)	
1	39/2C	5,328,276	4,767,921	70,709	0	4,225	0	0	0	74,934	4,842,855
2	40/2	429,969	315,602	0	0	0	10,676	0	0	10,676	326,278
3	41/1	590,650	495,568	21,325	0	0	2,688	0	0	24,013	519,581
4	43/2C	435,342	266,832	27,168	0	0	2,213	0	0	29,381	296,213
5	47/2	482,227	436,327	0	0	0	0	0	0	0	436,327
6	48	539,493	410,188	6,048	0	0	12,443	7,430	3,716	29,637	439,825
Total =		7,805,957	6,692,438	125,250	0	4,225	28,020	7,430	3,716	168,641	6,861,079

3.5.3 Deployment List of Contractor Personnel

The Contractor has established their site offices at Bhandaria, Kalapara, Barguna, Patharghata and their field head quarter at Patuakhali. The deployment list of Contractor staff is appended below in Table 3-53.

Table 3-53: Contractor Staffs available in Package-2

Sl. No.	Description	Total Nos.	Dhaka	Patuakhali	39/2C	40/2	41/1	43/2C	47/2	48
1	Management	14	2	0	5	2	1	2	0	2
2	Technical Staff	15	0	0	2	5	3	4	0	1
3	Admin/Support	16	0	0	8	3	2	2	0	1
4	Operator/Driver	124	2	2	36	20	25	18	0	21
5	Skilled Labor	226	1	3	88	40	39	30	0	25
6	Unskilled Labor	507	1	1	125	80	120	60	0	120
Total=		902	6	6	264	150	190	116	0	170

3.5.4 Equipment mobilization

The site works of Package-2 are going on with sufficient machineries and equipment. Mobilisation List of Equipment for Package-2 are reflected in Table 3-54 below:

Table 3-54: Mobilisation List of Equipment for Package-2

		Polder Wise Maximum Required							Deployed Status as on December 2021						
Sl No.	Equipment Name	Total Required	39/2C	40/2	41/1	43/2C	47/2	48	39/2C	40/2	41/1	43/2C	47/2	48	Total Deployed
1	B.dozer/ Vibrator Roller	32	10	6	2	3	0	11	6	3	2	1	0	5	17
2	Dum Truck / Tractor	94	30	17	6	8	0	33	8	29	16	18	0	34	105
3	Excavator	112	43	18	12	14	0	25	20	12	14	10	0	24	80
4	Sand Pile driving equipment Vibratory hammer for sheet pile	15	8	5	1	1	0	0	2	1	4	4	0	1	12
5	CC Block manufacturing machine/Brick Maker	5	5	0	0	0	0	0	5	1	1	0	0	1	8
6	Contrete Mixer Machine	78	42	16	7	8	1	4	5	6	4	7	0	20	42
7	Positioning Barge	4	1	0	1	1	1	0	3	0	3	0	0	0	6
8	Survey Vessel	3	1	0	1	1	0	0							0
9	Wheel Loader	4	1	0	1	1	1	0	6	3	3	4	0	5	21
10	Transportation barge	4	1	0	1	1	1	0	2	0	1	0	0	1	4
11	Tugboat	4	1	0	1	1	1	0	3		1			1	5
12	Generator	44							8	5	7	8	0	10	38
Total=		399	143	62	33	39	5	73	68	60	56	52	0	102	338



Figure 3-26: Bank Protection with Pitching Works (Polder 39/2C)



Figure 3-27: Ongoing Slope Protection Works (Polder 40/2), Barguna



Figure 3-28: Ongoing DS-3 In Polder-43/2C



Figure 3-29: Embankment Work in Polder-40/2



Figure 3-30: Slope Protection work For KM 30+800 to Km 31+450 in Polder-48

Figure 3-31: Embankment in Polder- 47/2

3.5.5 Plans for execution of works

Program for Month of January 2022

Polder39/2C:

CC Block Manufacturing Yard1: (A) Nadmulla

- To manufacture monthly scheduled of 60,000 Nos. blocks (40x40x40 cm)

CC Block Manufacturing Yard2: (A2) Charkhali

- No Program

CC block manufacturing yard 3: (B) Telikhali

- No Program

Other Construction Activities

- To progress the work of DS-2,6 & 13;
- To start DS-3, FS-15, 10, 13:
- To complete the end termination work at Telekhali;
- To Progress the construction of embankment work;

Polder40/2

- To continue the manufacturing of CC Blocks;
- To progress the slope protection work;
- To progress the construction work of DS-8, 9 & FS-16
- To start the construction work of DS-10A, FS-8, 9A & 11:
- To re-start the construction of embankment:

Polder-41/1:

- To continue manufacturing of CC Blocks;
- To continue the river bank protection work at Gulbunia site;
- To re-start the earth work of embankment.
- To Progress the work of FS-24:
- To start the work of DS-2:

Polder43/2C

- To continue manufacturing of CC Blocks;
- To re-start the earth work of embankment.
- Progress the work of DS-2:

Polder-47/2

- To open the diversion channels & complete the remaining works of installation of gates of FSs & DSSs;
- To progress the earth work of remaining retired embankment.

Polder-48:

- To continue the manufacturing of CC Blocks;
- To continue the slope protection work of sea dyke at Kuakata Beach;
- To re-start the earth of embankment;

Other structures and embankment works are planned to be started very soon. Site activities on all structures will go through first, second, third fourth dry season. The majority of the sites works are scheduled during these five main dry seasons.

3.5.6 Construction of Regional Office Building at Patuakhali, Kalapara and Pathorghata,

Regional Office Building at Patuakhali: Contractor prepared a detailed design of the Regional Office Building at Patuakhali which was submitted to Project Director, CEIP-1, PMU, and was approved. Approved detailed design was sent to the contractor to start the building at Patuakhali. The contractor started the work on 17 April 2019 and building work is in progress. The overall progress is about 95%.

Vertical Extension of BWDB's Existing Office Building at Kalapara, Patuakhali: The Building has been completed and handed over to the competent authority.

Rest house Re-construction at Pathorghata, Barguna: Re-construction work of Rest House at Pathorghata has been dropped as per decision of the employer and the money saved will be used to construct the Office Building cum Rest House at Bhandaria, Pirojpur District. The variation order for the construction of the Office Building cum Rest House at Bhandaria is in process.

Boundary Wall at Pathorghata BWDB Colony: The boundary wall has been 100% completed.

Laboratory Building at Patuakhali: The building has been completed and handed over.

3.5.7 Emergency works in different Polders

The Summary as well as the details of the emergency works in different Polders are reflected in the following tables here below.

Table 3-55: Summary of Emergency works under the head of "Environmental Mitigation Works"

Sl. No.	Name of Polder	Total Length	Total Cost Estimate (BDT)
01	Polder-39/2C	0.177	1,666,992.00
02	Polder-40/2	0.35	2,795,174.46
03	Polder-41/1	0.0509	560,125.89
04	Polder-43/2C	0	0.00
05	Polder-47/2	0.848	6,872,990.26
06	Polder-48	0	0.00
Total =		1.426	11,895,283

Total available budget as per Contract is BDT: 12,000,000.00

Table 3-56: Summary of Emergency works under the head of “Physical & Price Contingency”

Sl. No.	Name of Polder	Total Length	Total Cost Estimate (BDT)
01	Polder-39/2C	0.379	3,489,400
02	Polder-40/2	0	0
03	Polder-41/1	0.100	1,143,635
04	Polder-43/2C	0.365	3,404,923
05	Polder-47/2	0.708	3,228,320
06	Polder-48	0.508	12,359,617
Total =		2.060	23,625,895.86

Total budget available for Physical & Price Contingency as per Contract is 500,000,000.00

Table 3-57: Detailed of Emergency Works under the head of "Provisional Sum"

Sl. No.	Polder No.	Chainage From	Chainage To	Length (Km)	Name of location	Engineer Approved Date	Estimated Cost in BDT	Remarks	Year
1.	Polder-41/1	5.139	5.190	0.051	Burir Char Barguna	22-Aug-17	560,125.89	Environmental Mitigation Work (Specified Provisional Sum)	FY 2017-18
2.	Polder-47/2	6.168	6.618	0.450	Kalapara	2-Oct-17	1,454,046.70	Environmental Mitigation Work (Specified Provisional Sum)	FY 2017-18
3.	Polder-47/2	6.635	6.660	0.025	Kalapara	2-Oct-17	154,515.16	Environmental Mitigation Work (Specified Provisional Sum)	FY 2017-18
4.	Polder-40/2	12.920	12.989	0.069	Tafalbaria Pathorghata	14-Nov-17	2,795,174.46	Environmental Mitigation Work (Specified Provisional Sum)	FY 2017-18
5.	Polder-40/2	13.215	13.411	0.196	Amount 27,95,174.46	14-Nov-17		Environmental Mitigation Work (Specified Provisional Sum)	FY 2017-18
6.	Polder-40/2	13.992	14.077	0.085	Amount 27,95,174.46	14-Nov-17		Environmental Mitigation Work (Specified Provisional Sum)	FY 2017-18
7.	Polder-39/2C	54.195	54.372	0.177	Nadmulla	16-May-18	1,666,992.00	Environmental Mitigation Work (Specified Provisional Sum)	FY 2017-18
8.	Polder-47/2	6.453	6.478	0.025	Kalapara	15-Jul-18	168,575.92	Environmental Mitigation Work (Specified Provisional Sum)	FY 2017-18
9.	Polder-47/2	31.28	31.408	0.128	Kalapara	15-Jul-18	1,418,282.41	Environmental Mitigation Work (Specified Provisional Sum)	FY 2017-18
10.	Polder-47/2	34.305	34.525	0.220	Kalapara	15-Jul-18	3,677,570.07	Environmental Mitigation Work (Specified Provisional Sum)	FY 2017-18
Total				1.426			11,895,282.61		

Table 3-58: Detailed of Emergency Works under the head of "Physical & Price Contingency"

Sl. No.	Polder No.	Chainage From	Chainage To	Length (Km)	Name of location	Engineer Approved Date	Estimated Cost in BDT	Remarks	Year
1	Polder-39/2C	0.275	0.440	0.165	Bhandaria, Bamuner Khal	24-Mar-18	1,677,973.00	Physical and Price Contingency	FY 2017-18
2	Polder-39/2C	54.512	54.600	0.088	Nadmulla	9-Sep-19	775,917.00	Physical and Price Contingency	FY 2019-20
3	Polder-39/2C	54.608	54.678	0.070	Nadmulla	9-Sep-19	616,858.00	Physical and Price Contingency	FY 2019-20
4	Polder-39/2C	54.010	54.066	0.056	Nadmulla	29-11-20	418,652.35	Physical and Price Contingency	FY 2019-20
5	Polder-41/1	4.820	4.920	0.100	Payra River	03-05-21	1,143,634.87	Physical and Price Contingency	FY 2020-21
6	Polder-43/2C	19.449	19.509	0.060	Kalapara	09-May-20	2,190,291.84	Physical and Price Contingency	FY 2019-20
7	Polder-43/2C	19.646	19.771	0.125	Kalapara	10-May-20	-	Physical and Price Contingency	FY 2019-20
8	Polder-43/2C	14.300	14.480	0.180	Lohalia River	10-05-21	1,214,631.40	Physical and Price Contingency	FY 2020-21
9	Polder-47/2	6.300	6.375	0.075	Kalapara	01-Aug-18	555,379.53	Physical and Price Contingency	FY 2017-18
10	Polder-47/2	6.550	6.592	0.042	Kalapara	01-Aug-18	290,209.45	Physical and Price Contingency	FY 2017-18
11	Polder-47/2	6.670	6.692	0.022	Kalapara	01-Aug-18	109,704.67	Physical and Price Contingency	FY 2017-18
12	Polder-47/2	6.710	6.727	0.017	Kalapara	01-Aug-18	103,196.95	Physical and Price Contingency	FY 2017-18
13	Polder-47/2	6.265	6.745	0.480	Kalapara	09-May-20	1,870,572.37	Physical and Price Contingency	FY 2019-20
14	Polder-47/2	2.545	2.617	0.072	Pairpur	10-May-20	299,257.47	Physical and Price Contingency	FY 2020-21
15	Polder-48	31.060	31.220	0.160	Kuakata	08-Apr-19	2,414,561.67	Physical and Price Contingency	FY 2017-18
16	Polder-48	31.280	31.408	0.128	Kuakata	29-Jul-18	1,840,849.69	Physical and Price Contingency	FY 2018-19
17	Polder-48	34.305	34.525	0.220	Kuakata	08-Jun-18	8,104,205.60	Physical and Price Contingency	FY 2018-19
Total				2.060			23,625,895.86		

3.5.8 Finance (Invoices) Contractor Package-2

IPC-01 of Contractor Package-2 concerned the first instalment of the 5% Advanced payment and was paid on 28 June 2017;

IPC-02 concerned the second instalment of the 5% Advanced payment which was recommended by the Engineer and was paid by the Employer on June 2018;

IPC-3 was recommended by the Engineer and paid by the Employer on 20 June 2018;

IPC-4 was submitted to the Employer on 29th October 2018 by the Engineer with recommendation for payment and paid by the Employer on 19 December 2018;

IPC-5 was submitted to the Engineer on 27 December 2019 and it was sent by the Engineer to the Employer on 10 January 2019 with recommendation for payment and paid by the Employer on 30 January 2019.

IPC-6 was submitted to the Engineer on 28 February 2019 and the IPC was sent by the Engineer to the Employer on 14 March 2019 with recommendation for payment and paid by the Employer on 28 March 2019;

IPC-7 was submitted to the Engineer on 28 April 2019 and the IPC was sent by the Engineer to the Employer on 05 May 2019 with recommendation for payment and paid by the Employer on 22 May 2019;

IPC-8 was submitted to the Engineer on 25 June 2019 and the IPC was sent by the Engineer to the Employer on 27 June 2019 with recommendation for payment and paid by the Employer on 27 June 2019;

IPC-9 was submitted to the Engineer on 29 June 2019 and the IPC was sent by the Engineer to the Employer on 30 June 2019 with recommendation for payment and paid by the Employer on 30 June 2019;

IPC-10 was submitted to the Engineer on 22 October 2019 and the IPC was sent by the Engineer to the Employer on 05 November 2019 with recommendation for payment and paid by the Employer on 22 December 2019;

IPC-11 was submitted to the Engineer on 04 February 2020 and the IPC was sent by the Engineer to the Employer on 06 February 2020 with recommendation for payment and paid by the Employer on 19 February 2020;

IPC-12 was submitted to the Engineer on 04 March 2020 and the IPC was sent by the Engineer to the Employer on 07 March 2020 with recommendation for payment and paid by the Employer on 24 March 2020;

IPC-13 was submitted to the Engineer on 25 April 2020 and the IPC was sent by the Engineer to the Employer on 18 May 2020 with recommendation for payment;

IPC-14 was submitted to the Engineer on 28 June 2020 and the IPC was sent by the Engineer to the Employer on 30 June, 2020 with recommendation for payment and paid by the Employer on 30 June, 2020.

IPC-15 was submitted to the Engineer on 14 March, 2021 and the IPC was sent by the Engineer to the Employer on 22 March, 2021 with recommendation for payment and paid by the Employer on 07th April, 2021.

IPC-16 was submitted to the Engineer on 22nd May, 2021 and the IPC was sent by the Engineer to the Employer on 24th May, 2021 with recommendation for payment and paid by the Employer on 13th June, 2021.

IPC-17 was submitted to the Engineer on 28th June, 2021 and the IPC was sent by the Engineer to the Employer on 30th June, 2021 with recommendation for payment and paid by the Employer on 30th June, 2021.

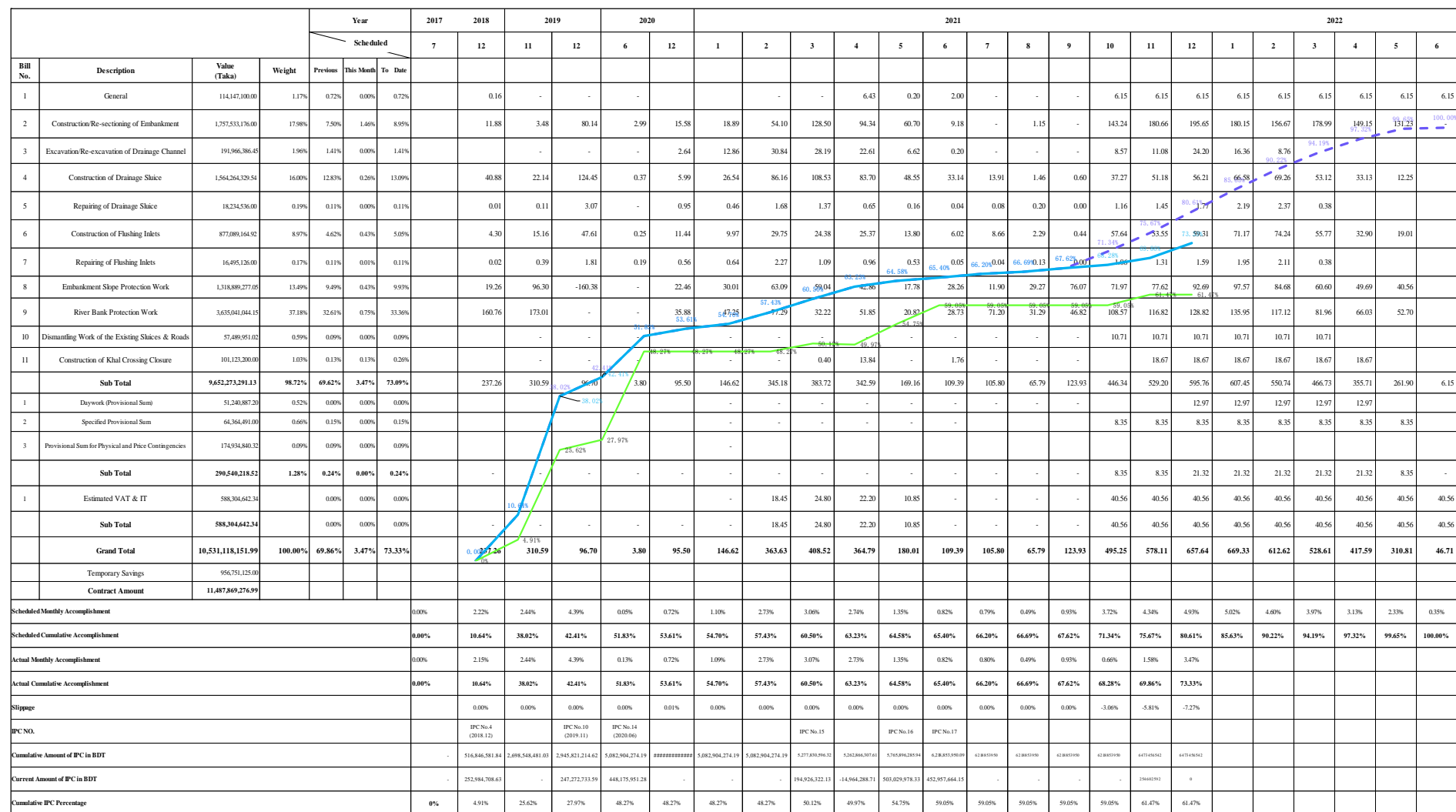
IPC-18 was submitted to the Engineer on 23rd November, 2021 and the IPC was sent by the Engineer to the Employer on 29th November, 2021 with recommendation for payment and paid by the Employer on 7th December 2021.

3.5.9 Contract Modifications

The variation order for the construction of the Office Building cum Rest House at Bhandaria was prepared following the instructions of the Project Director and submitted to PMU vide Engineer's Ref. No. RDCOR_BC5883-100_L002586_JHL_MAR dated; 28th May, 2020. A meeting was arranged by the PMU under the Chairmanship of the Project Director on 27th September 2021 to discuss on the Variation Order No.02. After detailed discussion, the decision was given by the Project Director to use the items rate of related works from the Rate Schedule of Patuakhali WD Circle 2019-20 and resubmit the re-casted Variation Order No.02. Accordingly, Variation Order No.02 for construction of Rest House cum Office Building at Bhandaria was re-casted by the Engineer and sent to the Contractor for their review and consent. Engineer is waiting for the consent of the Contractor.

Extension of Time (EoT) of Contract No. CEIP-1/W-02 has been approved by the Competent Authority up to 30th June 2022 which is informed by the Project Director vide memo no. CEIP-1/W-02/695 dated: 14th June 2021 with the condition that no claim will be acceptable due to this extension of time.

Bangladesh Water Development Board (BWDB)
Coastal Embankment Improvement Project, Phase-1 (CEIP-1)



Legend: SCHEDULE Actual

Figure 3-32: S-Curve for Package-2

3.5.10 Tentative Forecast of Payment of Package-2:

Tentative forecast of Payment for FY 2021-22 of Package-2 has been reflected in the following table.

Table 3-59: Tentative forecast of Payment for FY 2021-22 of Package-2

IPC No.	Month of Submission	Forecast Value of IPC in BDT	Remark
IPC No.18	November 2021	316,000,000.00	IPC No. 18 has been submitted by the Contractor with a value of BDT 254,602,592.11 and the IPC has been reviewed and sent by the Engineer to the Employer on 29 th November 2021 with recommendation for payment. The payment has been made by the Employer on 7 th December 2021.
IPC No.19	December 2021	395,000,000.00	
IPC No.20	February 2022	529,300,000.00	
IPC No.21	April 2022	497,700,000.00	
IPC No.22	June 2022	568,800,000.00	
Total=		2,306,800,000	

3.6 Task D: Project Management Support Services

3.6.1 Financial Projection

Disbursements of funds for IPCs are well-known and the planned future disbursements depend on the work plan works scheduling. IPC is submitted when the monetary value of the works done over a new period reaches a threshold value (percentage of the contract value). In general, during a good construction season, each IPC amount of every month to be minimum US\$ 5.44 Million and US\$ 10.58 Million for Package-1 & Package-2 respectively considering the completion date up to March 2022 for Package-1 and June 2022 for Package-2. The Contractor of Package-1 submitted IPC No.26 and that was submitted to PMU by the Engineer with recommendation for payment, but PMU returned the IPC No. 26 due to exceed the quantity of some items of works beyond the provision of Polder wise quantity. The Contractor of Package-2 has submitted IPC-18 and that has been submitted to PMU by the Engineer with recommendation for payment to the Employer and the payment has been made by the Employer on 7th December 2021. The next IPCs are, however, expected by January 2022 for both the Packages.

3.6.2 Modification of Consultancy Contract

Amended Contract No. 2 for "Detail Design, Construction Supervision and Project Management Support" Contract No. CEIP-1/B2, B3 & C1/S-2 had been approved by the Cabinet Committee of Government Purchase (CCGP) on 8th September 2021 and the approval order was circulated by Ministry of Water Resources (MoWR) on 30th September 2021 and it has been signed between the Project Director and the Consultants on 14th October 2021. In order to optimise the resources, a budget neutral modification has been submitted on 16th November 2021 awaiting further guidance from the Project Director.

3.7 Consultant Inputs

3.7.1 Staffing and staff changes approved or in process during the month

Table 3-60: Overview of Staffing (including Proposed Replacements)

Description of Staffs	Position	Original Staff	Current Staff	Remarks
A. International Key Staff	Team Leader	Jean Henry Laboyrie	Jean Henry Laboyrie	Available
	Design Engineer	Alec Sleight	Arend Jan van de kerk	
	River Training Engineer	Bert te Slaa	Bert te Slaa	
	Sociologist/Resettlement Specialist	Dr. Salim Zaman	Dr. Salim Zaman	
	Quantity Surveyor - 1	Barbara Hellet	Mr. Rainier Manansala Dela Cruz	
	Construction Resident Engineer - 1	Trevor Morish Hale	Trevor Morish Hale	
	Construction Resident Engineer - 2	Gerard Pichel	GM Akram Hossain	Available
	Contract Management Specialist	Rob Brouwer	Rob Brouwer	
	Procurement Specialist	Barbara Hellet	Barbara Hellet	
	Environmental Specialist	Henk Blok	Henk Blok	
	Morphological Modeler	Henrik Rene Jensen	Henrik Rene Jensen	
	Environmental Specialist	Anders Malmgren Hansen	Anders Malmgren Hansen	
B. International Non-Key Staff	Quantity Surveyor - 2	Andrew Cook	Andrew Cook	
	Sociologist/Resettlement Specialist	Roy Timmer	Dr. Salim Zaman	
	Geo-Technical Engineer	Joost van der Schrier	Joost van der Schrier	
	Estuary and River Morphology Modeler	Bo Brahtz Christensen	Bo Brahtz Christensen	
A. National Key Staff	River and Coastal Expert	Ranjit Galappatti	Ranjit Galappatti	
	Deputy Team Leader	Md. Habibur Rahman		
	Deputy Resident Engineer - 1	Mazibur Rahman Khan	Mr. A.K.M. Sayeed Uddin	
	Deputy Resident Engineer - 2	Md. Gulzer Hossain	Mr. Mohammad Ali	Available
A. National Non-Key Staff	Re-settlement Specialist/Sociologist	Kh. Khairul Matin	Md. Zainal Abedin	
	Design Engineer	Md. Anwar Hossain Bhuiyan	Md. Anwar Hossain Bhuiyan	
	Geo-Technical Engineer	Md. Nurul Islam	Md. Nurul Islam	
	Design Engineer	Mr. Mahbubur Rahman	Mr. Mahbubur Rahman	Available
	Environmental	Sheikh Muhammad Abdur Rashid	Sheikh Muhammad Abdur Rashid	
	Sociologist/Resettlement Specialist	Md. Ferdous Rahman	Md. Ferdous Rahman	Available
	Geographical Information System Expert	Md. Monirul Haque	Md. Monirul Haque	
	Procurement Specialist	Md. Humayun Kabir	Md. Humayun Kabir	
	Senior Estimator - 1	Md. Ansar Ali Mia	Md. Ansar Ali Mia	
	Senior Estimator - 2	Md. Nazrul Islam	Md. Gulzer Hossain	
	Survey Engineer - 1	Pankaj Kumar Moitra	Pankaj Kumar Moitra	Available
	Survey Engineer - 2	Md. Amirul Islam	Md. Amirul Islam	
	Survey Engineer - 3	ABM Anwar Haidar	Abu Taiub Mia	
	Junior Design Engineer - 1	Ms. Selina Akhter	Ms. Selina Akhter	
	Junior Design Engineer - 2	Ms. Shaikh Naureen Laila	Ms. Selina Akhter	
	Auto CAD Specialist - 1	Ms. Marjan Mallik	Md. Asadujjaman	
	Auto CAD Specialist - 2	Biprojit Paul	Ms. Nahid Farjana	
	River and Coastal Expert	Md. Zahirul Haque Khan	Md. Zahirul Haque Khan	
	Construction Supervision Engineer - 1	Md. Mukhlesur Rahman	S.M. Saiful Islam	Available
	Construction Supervision Engineer - 2	Shyamal Kumar Dutta	Shyamal Kumar Dutta	
	Construction Supervision Engineer - 3	SK Golam Quader	Md. Mainul Islam	
	Construction Supervision Engineer - 4	Abdul Jalil	AKM Mazibur Rahman	Available
	Quality Control Specialist - 1	Md. Abdur Razzaque Khan	Md. Delowar Hossain	
	Quality Control Specialist - 2	Md. Sekendar Ali	Md. Rafiqul Alam	
	Procurement / Contract Management Specialist	Md. Tafazzal Ali	Md. Aminur Rahman	Available
	Environmental Specialist	Dr. Quazi Alamgir Kabir	Abu Bakr Siddique	Available
	Resettlement Specialist/Sociologist	Md. Mustafizur Rahman	Md. Mustafizur Rahman	
	Land Acquisition Officer	Benu Gopal Dey	Kh. Mahabub Alam	
	Geo-Technical and Foundation Specialist	Mizanur Rahman	Ashraf Ul Abedin	
	Mechanical Engineer - 1	Monojit Kumar Bagchi	Monojit Kumar Bagchi	

Description of Staffs	Position	Original Staff	Current Staff	Remarks
	Mechanical Engineer - 2	Md. Rashidul Islam	Md. Rashidul Islam	Available
	Agronomist	Dr. Santosh Kumer Sarker	Dr. Santosh Kumer Sarker	
	Fisheries Expert	Md. Mokammel Hossain	Md. Mokammel Hossain	
	Senior Estimator - 2	Md. Nazrul Islam	Md. Gulzer Hossain	
	Economist	Md. Aminul Islam	Md. Aminul Islam	
	Construction Supervision Engineer - 5	Md. Sadiquul Islam	Md. Sadiquul Islam	Available
	Construction Supervision Engineer - 6	Md. Ghiasuddin Ahmad	Md. Ghiasuddin Ahmad	
	Quality Control Specialist - 3	Md. Ali Jinnah	Md. Ali Jinnah	
	Quality Control Specialist - 4	Md. Harun Ur Rashid	Md. Harun Ur Rashid	Available
A. Others Staffs	Office Manager	Md. Shahadat Hossain	Md. Shahadat Hossain	Available
	Office Manager (Khulna)	Jakir Hossen	Md. Mizanur Rahman	Available
	Office Manager (Patuakhali)	Mehede Hasan	Mehede Hasan	Available
	Accounts Officer (Dhaka)	Md. Fazlul Karim Khan	Md. Fazlul Karim Khan	Available
	Accounts Officer (Dhaka)	Md. Badarudduza	Md. Badarudduza	Available
	Office Secretary (Dhaka)	Mahmuda Islam	Mahmuda Islam	Available
	Computer Operator (Dhaka)	Md. Abdulla Al Mamun	Md. Abdulla Al Mamun	Available
	Computer Operator (Dhaka)	Md. Delowar Hossain	Md. Delowar Hossain	Available
	Field Engineer	Md. Hasibur Rahman	Md. Hasibur Rahman	Available
	Field Engineer	Md. Lakidul Islam	Md. Lakidul Islam	Available
	Field Engineer	Md. Samsul Alam -1	Md. Samsul Alam	Available
	Field Engineer	Md. Jamal Uddin	Md. Jamal Uddin	Available
	Field Engineer	Khandaker Shamim Ahmed	Khandaker Shamim Ahmed	Available
	Field Engineer	Md. Monirul Islam	Md. Monirul Islam	Available
	Field Engineer	Md. Shohel Rana	Md. Shohel Rana	Available
	Field Engineer	Md. Abdulla Al Mamun	Md. Abdulla Al Mamun	Available
	Field Engineer	Md. Rakibul Islam Nahid	Md. Rakibul Islam Nahid	Available
	Field Engineer	Md. Lutfor Rahman	Md. Lutfor Rahman	Available
	Field Engineer	Mst. Mousumi Khatun	Mst. Mousumi Khatun	Available
	Field Engineer	Noor A Alam	Noor A Alam	Available
	Field Engineer	Kamrul Hasan	Kamrul Hasan	Available
	Field Engineer	S.M. Shamim Hasan	S.M. Shamim Hasan	Available
	Field Engineer	Md. Monir Hosen	Md. Monir Hosen	Available
	Field Engineer	Motahar Hossain Mamun	Motahar Hossain Mamun	Available
	Lab Technician	Md. Aminur Rahman	Md. Aminur Rahman	Available
	Lab Technician	Md. Rubayat Hossain	Md. Rubayat Hossain	Available
	Lab Technician	Swapan Kumar Sarker	Swapan Kumar Sarker	Available
	Lab Technician	Md. Ohidul Islam Sheikh	Md. Ohidul Islam Sheikh	Available
	Office Secretary (Patuakhali)	Abdullah Al Masun	Abdullah Al Masun	Available
	Computer Operator (Khulna)	Hosnewara Khatun	Hosnewara Khatun	Available
	Computer Operator	Md. Bellal Hossain	Md. Bellal Hossain	Available
	Computer Operator	Md. Kazi Rezaul Hoque	Md. Kazi Rezaul Hoque	Available
	Computer Operator	Md. Jakaria Islam	Md. Jakaria Islam	Available
	Office Peon	Md. Jahangir Alam	Md. Jahangir Alam	Available
	Office Peon	Md. Gaffar Sarker	Md. Gaffar Sarker	Available
	Office Peon (Khulna)	Md. Sojib Hossen	Md. Sojib Hossen	Available
	Office Peon (Patuakhali)	Md. Rownaqul Islam	Md. Rownaqul Islam	Available
	Office Peon (Patuakhali)	Md. Babul Akhter	Md. Babul Akhter	Available
	Office Peon (Dhaka)	Sohan Mia	Sohan Mia	Available
	Messenger (Dhaka)	Sheikh Rabiul Islam	Sheikh Rabiul Islam	Available
	Cleaner/ Chowkidar	Md. Shohidul Islam	Md. Shohidul Islam	Available
	Cleaner/ Chowkidar	Nargis Begum	Nargis Begum	Available
	Chowkidar (Khulna)	Ariful Islam	Ariful Islam	Available

3.7.2 Monthly Tentative Forecast of Payment for DDCS & PMS Consultants:

Tentative forecast of payment for DDCS & PMS Consultants for FY 2021-2022 has been reflected in the Table 3-61.

Table 3-61: Tentative forecast of payment for DDCS & PMS Consultants for FY 2021-2022

Invoice No.		Submission Month	Projected Value of Invoice (BDT)/(EURO)	Actual Value of Invoice (BDT)/(EURO)	Remarks
Local Currency					
LC- 39	May-June 2021	September 2021	46,000,000.00		
LC- 40	Jul-August 2021	September 2021	21,100,000.00		
LC- 41	Sept-Oct 2021	November 2021	19,000,000.00		
LC- 42	Nov-Dec 2021	January 2022	23,000,000.00		
LC- 43	Jan-Feb 2022	March 2022	25,000,000.00		
LC- 44	Mar-Apr 2022	May 2022	21,100,000.00		
LC- 45	May-Jun 2022	June 2022	25,000,000.00		
Total=			180,200,000.00		
Foreign Currency					
FC-40	Jul-August 2021	September 2021	124,700.00		
FC-41	Jul-August 2021	November 2021	78,000.00		
FC-42	Sept-Oct 2021	January 2022	99,000.00		
FC-43	Jan-Feb 2022	March 2022	125,000.00		
FC-44	Mar-Apr 2022	May 2022	160,000.00		
FC-45	May-Jun 2022	June 2022	160,000.00		
Total=			746,700.00		

3.7.3 Finance (Invoices) RHDHV/DDCS & PMS Consultants

Table 3-62: Overview of Consultants Invoices since Project Inception

SI No. of Invoices	Payment in EURO			Payment in BDT		
	Amount invoiced	Date submitted	Date paid	Amount invoiced	Date submitted	Date paid
Advance Payment	481,134.90	30-Dec-14	1-Apr-15	59,249,809.60	30-Dec-14	1-Apr-15
Invoice No 1	50,908.14	25-May-15	11-Jun-15	1,119,426.94	15-June-15	16-Jun-15
Invoice No 2	129,241.61	25-May-15	11-Jun-15	5,952,195.13	17-June-15	16-Jun-15
Invoice No 3 (Part)	60,000.00	21-June-15	22-Jun-15	7,967,524.20	30-Jun-15	30-Jun-15
Invoice No 3 (Part)	70,282.49	21-June-15	06-Oct-15	33,150,070.88	30-Jun-15	27-Sep-15
Invoice No 4	206,972.03	27-Sep-15	02-Dec-15	14,332,732.78	27-Sep-15	29-Nov-15
Invoice No 5	169,555.53	15-Nov-15	10-Dec-15	25,991,948.77	30-Nov-15	10-Jan-16
Invoice No 6	74,062.24	17-Jan-16	04-Feb-16	14,590,698.64	03-Jan-16	27-Jun-16
Invoice No 7	201,749.51	01-June-16	30-Jun-16	15,016,503.44	19-June-16	30-Jun-16
Invoice No 8	140,967.65	01-June-16	30-Jun-16	692,718.66	19-June-16	30-Jun-16
	0.00			36,351,389.86	19-June-16	10-Nov-16 (Partly Paid)
Invoice No 9	153,881.30	30-June-16	30-Jun-16	19,138,626.07	27-Nov-16	02-Mar-17
Invoice No 10	243,824.28	23-Oct-16	09-Nov-16	15,095,311.81	27-Nov-16	02-Mar-17
Invoice No 11	224,255.11	06-Nov-16	1-Jun-17	15,623,144.38	07-Dec-16	18-May-17
Invoice No 12	211,748.62	15-Jan-17	1-Jun-17	51,335,041.98	15-Jan-17	18-May-17

Bangladesh Water Development Board (BWDB)
Coastal Embankment Improvement Project, Phase-1 (CEIP-1)

SI No. of Invoices	Payment in EURO			Payment in BDT		
	Amount invoiced	Date submitted	Date paid	Amount invoiced	Date submitted	Date paid
Invoice No 13	149,954.66	10-Apr-17	1-Jun-17	25,796,446.77	16- Mar-17	18-May-17
Invoice No 14	51,073.50	3-May-17	18-06-17	9,847,754.23	1 Jun-17	29-Jun-17
Invoice No 15	359,744.20	16-Oct-17	10-Dec-17	18,863,496.23	29-Jun-17	29-Jun-17 (Partly Payment)
	0.00	16-Oct-17	10-Dec-17	3,123,876.54	10-Dec-17	10-Dec-17 (Partly Payment)
Invoice No. 16	82,732.65	26-Oct-17	10-Dec-17	28,318,643.89	10-Dec-17	29-Jan-18
Invoice No. 17	129,562.33	22-Nov-17	03-Dec-17	1,597,5427.00	10-Dec-17	29-Jan-18
Invoice No. 18	216,541.94	25-Feb-18	30-Apr-18	18284749.64	19-Apr-18	30-Apr-18
Invoice No. 19	126,541.94	15-Apr-18	30-Apr-18	25067376.46	19-Apr-18	30-Apr-18
Invoice No. 20	90,204.56	4-Jun-18	9-Jun-18	36,031,005.53	27-May-18	9-Jun-18
Invoice No. 21	85,705.24	21-June-18	30-Jun-18	18,677,806.77	30-June-18	30-June-18
Invoice No. 22	135,163.94	10-Sep-18	23-Dec-18	20,437,707.45	10-Oct-18	09-Dec-18
Invoice No. 23	122,330.66	01-Jan-19	30-Mar-19	127,219,58.17	20-Dec-18	20-Feb-19
Invoice No. 24	94,865.43	01-Jan-19	25-Mar-19	12,123,246.79	11-Feb-19	25-Mar-19
Invoice No. 25	101,908.93	14-Mar-19	25-Mar-19	28,104,552.17	21-May-19	30-May-19
Invoice No. 26	102,016.32	26-Jun-19	27-Jun-19	14,008,004.31	27-Jun-19	27-Jun-19
Invoice No. 27	88,698.49	30-Jun-19	30-Jun-19	14,240,648.43	30-Jun-19	30-Jun-19
Invoice No. 28	24,002.59	19-Dec-19	20-Jan-20	37,413,649.93	19-Dec-19	20-Jan-20
Invoice No. 29	60,375.90	19-Dec-19	20-Jan-20	21,506,237.37	19-Dec-19	20-Jan-20
Invoice No. 30	199,141.45	24-Feb-20	25-Feb-20	19,736,470.06	27-Feb-20	25-Feb-20
Invoice No. 31	97400.49	18 Mar-20	30-Jun-20	28,623,021.06	08-May-20	17-May-20
Invoice No. 32	82,884.43	8-May-20	30-Jun-20	18,373,088.31	08-May-20	17-May-20
Invoice No. 33	67,391.39	30-Jun-20	30-Jun-20	18,132,800.03	30-Jun-20	30-Jun-20
Invoice No. 34	62,739.09	14-Oct-20	12-Jan-21	14,624,097.66	14-Oct-20	12-Jan-21
Invoice No. 35	94,637.90	13-Dec-20	12-Jan-21	10,962,805.39	03-Dec-20	12-Jan-21
Invoice No. 36	96,035	15-Mar-21		13,811,729	15-Mar-21	30-Jun-21
Invoice No. 37 (Part)	32,840.43	15-Mar-21	30-Jun-21	12,149,448.08	15-Mar-21	30-Jun-21
Invoice No. 37 (Part)	42,777.61	1-Apr-21	30-Jun-21	5,543,294.37	30-Jun-21	30-Jun-21
Invoice No. 38	100,467.43	20-May-21	30-Jun-21	3,656,867.77	30-Jun-21	30-Jun-21
Invoice No. 39	51,317.18	30-Jun-21	30-Jun-21	58511657.95	10-Oct-21	3-Jan-22
Total Amount Invoiced =	5,367,639.09			867,680,329.5		

Annex 1: Updated Physical Site Works: Package-1& 2

Package-1 (weightage basis)

BoQ Item	Activity Name	Unit	Weightage	Weight (Partial)	Name of Work	Quantity as per VO No. 4	Actual Quantity	Percentage Completed	Weighted Percentage	Achieved Weightage	Status as of December 2021	Contract Value as per Variation No. 4 (BDT)	Cumulative Value of Work Executed (BDT)	Cumulative Amount of Permanent Work (BDT)	Cumulative Amount including Permanent Work, Tax+Vat & Price Adjustment (BDT)	
Item No. 1	General Mobilisation		7.52%					90.00%	6.772%	6.7723%	90.00%	496,465,529.00	446,818,976.10	442,948,566	455,292,865	
Item No. 2	Embankment Construction/ Re-sectioning	Cum	21.96%			5,877,718	5,813,505	98.91%	21.720%	21.7196%	98.91%	1,448,823,605.00	1,432,995,528.43	1,231,085,052	1,290,473,034	
Item No. 3	Drainage Channel Excavation/ Re-excavation	Cum	2.18%			1,517,116.65	1,313,088.15	86.55%	1.890%	1.8898%	86.55%	144,057,665.00	124,684,158.48	115,676,790	135,278,828	
Item No. 4	Drainage Sluice Construction	No	9.89%							9.8624%	99.70%	668,068,356.80	666,102,032.23	571,608,829.70	691,058,209.27	
				0.47%	Casting Block size 40cm x 40cm x 20cm.	99,800	95,492	95.68%	0.445%			30,694,992.88	29,370,067.49			
				0.34%	Casting Block size 30cm x 30cm x 30cm.	78,201	75,936	97.10%	0.326%			22,142,752.80	21,501,353.62			
				9.09%	Other Drainage Sluices Construction Works	615,230,611.12	615,230,611	100.00%	9.091%			615,230,611.12	615,230,611.12			
Item No. 5	Drainage Sluice Repair	No	0.13%							0.1261%	99.03%	8,401,731.00	8,320,407.13	4,811,160.60	6,052,428.14	
				0.02%	Casting Block size 40cm x 40cm x 20cm.	2,746	2,627	95.68%	0.016%			1,081,234.32	1,034,563.69			
				0.02%	Casting Block size 30cm x 30cm x 30cm.	2,199	2,135	97.10%	0.018%			1,196,319.00	1,161,665.76			
				0.09%	Other Drainage Sluices Repair Works	6,124,178	6,124,178	100.00%	0.093%			6,124,177.68	6,124,177.68			
Item No. 6	Flushing Inlet Construction	No	5.70%							5.6779%	99.67%	378,908,707.59	377,670,769.16	241,738,551.05	294,264,822.39	
				0.25%	Casting Block size 40cm x 40cm x 20cm.	53,581	51,268	95.68%	0.236%			16,252,564.00	15,551,034.77			
				0.28%	Casting Block size 30cm x 30cm x 30cm.	37,946	36,847	97.10%	0.273%			18,518,228.00	17,981,818.80			
				5.17%	Other Flushing Inlets Construction Works	344,137,916	344,137,916	100.00%	5.170%			344,137,915.59	344,137,915.59			
Item No. 7	Flushing Inlet Repair	No	1.25%							1.2414%	99.45%	82,361,662.08	81,904,952.93	18,500,500.82	22,773,567.61	
				0.08%	Casting Block size 40cm x 40cm x 20cm.	5,164	4,941	95.68%	0.073%			5,028,158.00	4,811,121.49			
				0.13%	Casting Block size 30cm x 30cm x 30cm.	7,040	6,836	97.10%	0.122%			8,274,117.00	8,034,444.37			
				1.05%	Other Flushing Inlets Repair Works	69,059,387	69,059,387	100.00%	1.047%			69,059,387.08	69,059,387.08			
Item No. 8	Embankment Slope Protection Work	Km	21.68%							20.8060%	95.96%	1,430,472,110.00	1,372,721,392.64	968,368,696.15	1,139,559,681.33	
				6.08%	Casting Block size 40cm x 40cm x 40cm.	535,776	503,352	93.95%	5.708%			400,844,743.00	376,586,697.43			
				9.61%	Casting Block size 40cm x 40cm x 20cm.	1,825,019	1,800,815	98.67%	9.487%			634,312,437.71	625,900,033.08			
				1.52%	Casting Block size 40cm x 40cm x 30cm.	259,730	196,607	75.70%	1.154%			100,560,583.44	76,121,086.60			
				4.47%	Other Embankment Slope Works	294,754,345.85	294,113,575.53	99.78%	4.458%			294,754,345.85	294,113,575.53			
Item No. 9	River Bank Protection Work	Km	22.72%							21.9516%	96.63%	1,498,882,474.37	1,448,301,591.64	1,335,909,412.14	1,625,052,306.38	
				11.12%	Casting Block size 40cm x 40cm x 40cm.	1,316,537	1,236,864	93.95%	10.446%			733,565,236.88	689,171,842.05			
				1.17%	Casting Block size 40cm x 40cm x 20cm.	167,329	165,110	98.67%	1.159%			77,473,494.91	76,446,022.72			
				8.27%	Casting Block size 30cm x 30cm x 30cm.	2,080,445	2,062,771	99.15%	8.197%			545,430,610.37	540,797,014.86			
				0.03%	Casting Block size 40cm x 40cm x 30cm.	2,490	1,885	75.70%	0.025%			2,166,048.00	1,639,627.79			
				2.13%	Other Bank Protection Works	140,247,084.22	140,247,084.22	100.00%	2.126%			140,247,084.22	140,247,084.22			
Item No. 10	Dismantling Work	Km	2.03%			133,991,406	107,193,124.80	80.00%	1.625%	1.6247%	80.00%	133,991,406.00	107,193,124.80	18,840,272.29	21,629,597.30	
Item No. 11	Closure Dam Construction	Km	2.77%							2.7726%	100.00%	182,925,081.00	182,925,081.00	182,925,080.64	182,925,080.64	
				0.69%	Foundation Construction of the Closure	45,731,270	45,731,270.00	100.00%	0.693%			45,731,270.00	45,731,270.00			
				0.55%	Closing of the closure	36,585,016	36,585,016.00	100.00%	0.555%			36,585,016.00	36,585,016.00			
				1.52%	Final Protection Work of the Closure	100,608,795	100,608,795.00	100.00%	1.525%			100,608,795.00	100,608,795.00			
	Schedule of Day work		0.36%			23,712,392	18,993,034	80.10%	0.288%	0.2879%	80.10%	23,712,392.00	18,993,033.50	2,938,367	3,026,505	
	Environmental Mitigation Works		0.91%			60,200,000	56,491,360	93.84%	0.856%	0.8562%	93.84%	60,200,000.00	56,491,359.67	54,100,000.00	55,791,359.67	
	Emergency Works		0.89%			58,913,141	58,913,141	100.00%	0.893%	0.8929%	100.00%	58,913,141	58,913,141.00	50,341,510.05	51,931,697.94	
	Physical and Price Contingencies		0.00%			241,086,859	304,075,783	126.13%	0.000%			241,086,859	304,075,783.40	0.00		
	Temporary Savings		0.00%			111,842,485	-	0.00%	0.000%			111,842,485	0.00			
	Estimated Adjustment in VAT (BDT)											85,164,872				
	Estimated Adjustment in IT (BDT)											189,384,811				
100.00%											96.48%	96.48%	7,243,662,887.41	6,688,111,332.12	5,239,792,788.71	5,975,109,982.71

Package-2

BoQ Item	Activity Name	Unit	Weightage	Weight (Partial)	Name of Work	Quantity as per VO No. 01	Actual Quantity of work executed	Percentage Completed	Weighted Percentage	Achieved Weightage	Status on December 2021	Value (BDT) as per VO No. 01	Cumulative Value of Work Executed (BDT)	Cumulative Amount of Permanent Work (BDT)	Cumulative Amount including Permanent Work, Tax+Vat & Price Adjustment (BDT)
Item No. 1	General Mobilization		1.17%					61.70%	0.72%	0.720%	61.70%	114,147,100.00	70,429,126.98	69,713,471.00	72,530,288.12
Item No. 2	Embankment Construction/ Re-sectioning	Cum	17.98%			7,028,144	3,501,137	49.82%	8.95%	8.955%	49.82%	1,757,533,176.00	875,531,922.97	533,939,309.90	584,354,609.85
Item No. 3	Drainage Channel Excavation/ Re-excavation	Cum	1.96%			1,196,248.73	861,669.93	72.03%	1.41%	1.414%	72.03%	191,966,386.45	138,275,309.57	78,054,948.03	85,430,586.97
Item No. 4	Drainage Sluice Construction	No	16.00%							13.090%	81.82%	1,564,264,329.54	1,279,827,449.79	985,854,959.06	1,218,519,373.89
				0.93%	Casting Block size 40cm x 40cm x 40cm.	90,872	65,315	71.88%	0.66%			90,450,353.92	65,011,549.52		
				0.44%	Casting Block size 30cm x 30cm x 30cm.	177,079	108,566	61.31%	0.27%			43,030,197.00	26,381,644.63		
				14.63%	Other Drainage Sluices Construction Works	1,430,783,778	1,188,434,255	83.06%	12.16%			1,430,783,778.62	1,188,434,255.65		
Item No. 5	Drainage Sluice Repair	No	0.19%							0.111%	59.76%	18,234,536.00	10,896,180.50	2,099,581.55	2,525,126.23
				0.03%	Casting Block size 40cm x 40cm x 20cm.	12,365	16,094	130.16%	0.04%			3,326,185.00	4,329,272.30		
				0.05%	Casting Block size 30cm x 30cm x 30cm.	20,000	12,262	61.31%	0.03%			4,860,000.00	2,979,646.89		
				0.10%	Other Drainage Sluices Repair Works	10,048,351	3,587,261	35.70%	0.04%			10,048,351.00	3,587,261.31		
Item No. 6	Flushing Inlet Construction	No	8.97%							5.052%	56.32%	877,089,164.92	493,950,393.96	229,788,426.03	279,639,983.92
				0.68%	Casting Block size 40cm x 40cm x 40cm.	67,196	48,297	71.88%	0.49%			66,884,210.56	48,073,290.80		
				0.29%	Casting Block size 30cm x 30cm x 30cm.	118,648	72,743	61.31%	0.18%			28,831,464.00	17,676,457.24		
				7.99%	Other Flushing Inlets Construction Works	781,373,490	428,200,646	54.80%	4.38%			781,373,490.36	428,200,645.92		
Item No. 7	Flushing Inlet Repair	No	0.17%							0.114%	67.35%	16,495,126.00	11,109,387.94	2,428,329.98	2,902,870.69
				0.02%	Casting Block size 40cm x 40cm x 20cm.	6,390	8,317	130.16%	0.02%			1,718,910.00	2,237,286.70		
				0.05%	Casting Block size 30cm x 30cm x 30cm.	21,000	12,875	61.31%	0.03%			5,103,000.00	3,128,629.24		
				0.10%	Other Flushing Inlets Repair Works	9,673,216	5,743,472	59.38%	0.06%			9,673,216.00	5,743,472.00		
Item No. 8	Embankment Slope Protection Work	Km	13.49%							9.928%	73.60%	1,318,889,277.05	970,678,262.40	772,010,007.20	835,330,154.98
				3.67%	i) CC Block: 40cm x 40cm x 30cm.	862,037	693,757	80.48%	2.95%			358,607,392.00	288,603,095.59		
				1.83%	ii) CC Block: 40cm x 40cm x 40cm.	321,340	291,832	90.82%	1.66%			178,665,040.00	162,258,603.28		
				1.75%	iv) CC Block: 60cm x 60cm x 40cm.	85,910	99,008	115.25%	2.02%			171,283,062.50	197,397,200.00		
				3.16%	v) CC Block: 60cm x 60cm x 60cm.	101,059	70,148	69.41%	2.20%			309,207,190.53	214,629,731.16		
				3.08%	Other Embankment Slope Works	301,126,592.02	107,789,632.37	35.80%	1.10%			301,126,592.02	107,789,632.37		
Item No. 9	River Bank Protection Work	Km	37.18%							33.358%	89.72%	4,050,125,322.64	3,632,988,021.87	3,072,845,525.61	3,306,621,778.76
				32.78%	Casting Block size 40cm x 40cm x 40cm.	5,763,564	5,234,308	90.82%	29.77%			3,560,345,080.96	3,233,406,043.17		
				0.67%	Casting Block size 40cm x 40cm x 30cm.	158,497	127,557	80.48%	0.54%			73,242,624.00	58,944,819.56		
				3.73%	Other Bank Protection Works	364,564,708.15	298,134,625.15	81.78%	3.05%			416,537,617.67	340,637,159.14		
Item No. 10	Dismantling Work of sluices and road	Km	0.59%							0.087%	14.76%	57,489,951.02	8,487,726.05	9,029,803.48	10,552,537.18
				0.385%	Dismantling Works of existing roads	37,628,302	4,515,396	12.00%	0.05%			37,628,301.90	4,515,396.23		
				0.203%	Dismantling Works of existing Sluices	19,861,649	3,972,330	20.00%	0.04063%			19,861,649.12	3,972,329.82		
Item No. 11	Construction of Khal Crossing Closures	No.	1.03%			101,123,200	25,282,064	25.00%	0.26%	0.259%	25.00%	101,123,200.00	25,282,064.04	12,640,400.00	13,216,897.05
Item No. 12	Construction of Road Pavement over Embankment	Km	0.00%			-	-	0.00%	0.00%	0.000%	0	0.00	0.00		
Item No. 13	Construction of RCC Flood Wall	Km	0.00%			-	-	0.00%	0.00%	0.000%		0.00	0.00		
	Schedule of Day work		0.52%			51,240,887	-	0.00%	0.00%	0.000%	0.00%	51,240,887.20	0.00		
	Environmental Mitigation Works		0.66%			64,354,491	14,651,755	22.77%	0.15%	0.150%	22.77%	64,364,491.00	14,654,031.73	12,000,000.00	12,104,044.09
	Emergency Works (Charge to Physical Contingencies)		0.09%			9,212,768	9,212,768	100.00%	0.09%	0.094%	100.00%	9,212,767.58	9,212,767.58	18,174,653.11	19,481,351.50
	Physical and Price Contingencies					490,787,232	-	0.00%	0.00%	0.000%		490,787,232.42	0.00	0.00	30,246,938.97
	Temporary Savings											216,601,686.83			
	Estimated Adjustment in VAT (BDT)											243,531,659.13			
	Estimated Adjustment in IT (BDT)											344,772,983.21			
Total			100.00%							73.33%	73.33%	11,487,869,276.99	7,541,322,645.39	5,798,579,414.95	6,473,456,542.20

Annex 2: Labour Influx Report

Initial information on labour influx risks, requirements and implication for work package W-01 under CEIP-1

1. PROJECT DATA		
1.1	Name of Project	Coastal Embankment Improvement Project - Phase I (P128276)
1.2	Contract Package	Package-1
1.3	Date of Commencement	January 2016
1.4	Date of Completion	June 2021
1.5	Location	Polder-32 and Polder-33 under Khulna district; & Polder-35/1; Polder-35/3 under Bagerhat District
1.6	Name and Contact Information (email/phone) of Contractor	CHWE, mainland China
1.7	Name and Contact Information (email/phone) of all sub-Contractors	Project Manager Mr. Sun Huaxin; No sub-contractors; about 56 Chinese and skilled workers influx; 01 Indian worker; local labour and foremen about 610 persons;
1.8	Type of Works (single site, linear, clustered and construction duration)	Civil engineering/hydraulic works: earthen embankment; water control sluices; river bank protection works; embankment slope protection works; closure dam; offices and site buildings; excavation of sediment internal channels (khals); social re-afforestation; single and localized sites, stand-alone site for construction of one structure or one stretch of embankment etc; These are the standard engineering interventions in a typical coastal polder in Bangladesh, since 'time immemorial'; no rocket science; a lot of manual labour work activities, for men and women both;

2. INITIAL SCREENING LABOR INFLUX REQUIREMENTS AND IMPLICATIONS		
2.1	Will the project potentially involve an influx of migrant workers? If yes, are there also foreign labourers mobilized on site?	Yes, there are Migrant workers' influx at Project area, relatively small numbers and scattered all over the many construction sites; foreign labourers yes, Chinese & Indian, around 56 persons including middle technicians and Master of Science level engineers; The mobilization of foreign worker started in November 2015 and on ward.
2.2	Is the influx of non-local workforce significant for the local community?	Not significant because there are many stand-alone construction sites and the number of Chinese/foreign workers per stand-alone site is about 3 to 5 Chinese men; this is not disruptive for the social cohesion of the local site; local stand-alone construction sites are mostly far away from community centres (rural setting, remote sites; sluices are not located inside a community); In the camp site, there have a separate place for their living, dining. Also, police from local Thana/authority provide the security for the safety of Chinese workers. There have two or three local translator; if any problem arises they will arrange communication with local people. Even now there is no complain from local people, mentioned that in camp site also have a register to note down to take proper action within appropriate time.

2. INITIAL SCREENING LABOR INFLUX REQUIREMENTS AND IMPLICATIONS		
		At least certain percentage of local people would have been mobilized in civil work that would be beneficial for the local people.
2.3	What are the opportunities for local laborers?	Of course, there were opportunities for local worker in civil work. Local residents are poor people with virtually no mobility or transport facilities and are employed in agriculture, aquaculture and civil construction works such as road, buildings etc. in 'urban' areas, mostly intermittent job contracts. There is some small business such as small shops, chicken and duck breeding/farm, aquaculture, and motorbike repair workshops etc which do not employ many people; e.g. Polder-35/1 is located 100 km away from the city of Khulna, hence not much influx from Khulna to Polder-35/1; due to few numbers of small rudimentary road tracks, there is hardly any economic traffic to the 4 Polders; one needs to cross many rivers with (small) ferries; labour market is non-existent for local laborers; Recently for polder-32, 206 local workers engaged for construction workers; P-33, 80 local workers; P-35/1, 207 local workers; P-35/3, 70 local workers. There are no women because, for heavy civil work women are not suitable. By negotiating we fixed the salary, so there is no unsatisfactory and no complain.
2.4	Frequency of outsider's visit	Chinese labourers are generally permanently stationed and working; they live together inside a fenced compound, with professional security guards; Non-local labours are regular, but they have the seasonal vacation during rainy season.
2.5	Environmental sensitivity of the project site	Refer to the four approved EIA Reports of the 4 Polders; in general, the close location of the border lines of the Sundarbans mangrove forest prompt the Chinese Contractor to take care/be alerted of the possible negative impacts on the water, noise, environment, biodiversity of the Sundarbans;
2.6	Community experience with similar projects?	Much community experience yes as all 139 coastal polders were built back in the 1970s and 1980s and had undergone many subsequent small and big interventions, emergency works, repair and recovery after huge flood disaster events etc.; local labourers are fully familiar with similar types of civil engineering works; And also familiar with the similar movement of non-local labour because in coast region in different time different improvement work have done throughout the specific period.
3. SOCIO-ECONOMIC CONSIDERATIONS		
3.1	How similar are local and migrant labour backgrounds? (Cultural, religious and demographic considerations)	The background particularly cultural, religious and demographic point of view is dissimilar in many ways and similar in some ways. They have different language, ethnicity, belief system even political system but it does not create any problem to perform the job or pose any risk for the project. The migrant is few in number that does not make any imbalance in local social coherence. The main similarities imply that both groups come from same profession; There is no issue at all, because the non-local workers are busy in daytime for work. Also, the work site is located in different place from their residence. No negative impact on job market because this project makes the more opportunity of job for local people.

		Group means not like two separate parts. Both local and non-local workers are working as a part of the project as like a teamwork.
3.2	Are there increased competitions for resources (e.g. accommodation, water, food, fuel) with the local community?	Absolutely not;
3.3	Given local community characteristics any specific adverse impacts anticipated?	No adverse impact is anticipated at the moment;

4. LOCAL COMMUNITY (Please provide Polder wise description of Facilities)			
4.1	Size of Local Population	Bangladesh is highly densely populated country, but the project area has lesser density. It is found from the RAP document that inside the Polder-32, 33, 35/1 and 35/3 the total population amounts to 38397, 62305, 99182 and 33075 respectively.	
4.2	Working age population and capacity (education, skills, experience)	The labour force (age between 15 and 59 year), the actual number of people available for work is 61%. The labour force includes both the employed and the unemployed. According to BBS, 30% of the people fall in the age group 1-15 year. The literacy rate in the project area roams around 58% whereas the national figure is 51.8%. The livelihood of 66.1% of people depends on agriculture activities;	
4.3	Working age population capacity	<i>Education</i> No information is available	<i>Skill</i> No information <i>Experience</i> No information
4.4	Local capacity for infrastructure, services, utilities, health (please provide a short brief)	Inside the 4 Polders, both earthen and pucca roads are available and there are waterways also. There are academic institution, market, religious institution, local government offices, providing necessary public services to the local people. Motor bikes play important role to communicate in project areas. Auto rickshaw is main transportation vehicle; No there is no impact of these facility due to the inflow of chines people.	
4.5	Availability of accommodation, food, water (please provide a short brief)	Contractor provides adequate accommodation, water and food, protective sheds etc to their workers; Yes, these facilities are easily available for rent and consumption	
4.6	Are there any security considerations?	Not from the local governments; Contractor is now paying for the security force mainly in work site cum residential sites.	
4.7	Are there any marginalized, vulnerable, ethnic, indigenous- communities?	Some marginalized and vulnerable people are in the project side like other places of the country but there are no ethnic and indigenous groups.	

5. MAINTENANCE OF OTHER LABOR RECORDS		
5.1	Is a copy of photo ID of each labourer kept with the Contractor/ Sub-contractor?	Yes. NID for local workers and visa copy for chinese workers; no sub-contractors;
5.2	Is contact information of labour's next-of-kin kept for each labourer?	Yes. Family members are mostly close-by. Chinese contractor recruits mainly from the locality;

6. LABOR PROFILE (Please provide Polder wise information)					
<i>This data is to be collected for each Polder where civil works has commenced, and cover the regular labour, temporary labour, labour hired through sub-contractors or labour contractors / groups.</i>					
6.1	Number of laborers by sex	Male		Female	
		206		2	
6.2	Number of laborers by skill	Skilled		Semi-skilled	
		194		10	
6.3	Number of laborers by origin	Local (same or adjoining district)		Other Country	
		183		19	
6.4	Number of laborers by age	18-25		25-50	
		196		07	
6.5	Source of labour	Contractor		Independent	
		208		0	

7. FACILITIES (Please provide Polder wise description of Facilities)					
7.1	Details of labour camps	Number	Permanent/Temp.	Location	Distance from nearest village/habitation
		2	Permanent	Every CC blocks	Almost within 100m
		4	Temporary	yard and every work site	
7.2	Type of housing in labour camp on leased land (temporary shelters / kuchha / pukka)	Work sites have temporary shelter, but cc block yard has pukka house			
7.3	Is there any housing on public land like roadsides, open fields and other spaces?	No. Only housing exist inside the constructional premises.			
7.4	Is there any housing in rented accommodation in residential areas? If so, who is it rented by?	Yes, for the Chinese and Bangladeshi senior staff. Contractor rents the buildings themselves			
7.5	How many laborers have families on/near worksite?	The migrant workers do not live with their family. Sometime their family member visit here for very short time. The local worker mostly live with their family			
7.6	Likelihood of family members accompanying (visiting)	They hardly visit the project side. Labourers have family homes close by; daily transport is done by motorbikes or by vehicles of Contractor			
7.7	Is drinking water available on site and at the campsite?	Yes			
7.8	Are latrines and urinals provided on site and at the campsite?	Yes			
7.9	Are First Aid facilities provided on site?	Yes			
7.10	Does a doctor visit the worksite / campsite	Yes			

	regularly?	
7.11	Is there a tie-up with a hospital or dispensary near the worksite / campsite	Yes
7.12	Is there a facility for cooking / canteen facility for all labour?	Yes
7.13	Are leisure activities / facilities available for all labour	Yes
7.14	Is transport to and from the worksite provided to labour?	Yes, for migrant labourer but no provision for unskilled local labourer.

8. SUPERVISION BY LABOR OFFICIALS		
8.1	Has the worksite / campsite been inspected by a labour official?	In 20-22 November 2017 and 04-06 February, 2018 WB team visited the work area of CEIP-1,
8.2	How many times has the worksite / campsite been inspected by a labour official since commencement of work?	Six times since commencement from WB. From the part of PMU and BEDB, visited the worksite frequently, as per the need basis.
8.3	What documents were inspected by labour officials?	Accident /injury register, salary sheet/record
8.4	What documents were maintained, and which ones were not?	Safety training record, accident register, safety guideline document, compliance register, GRM system notice. Nothing missing, if anything required, please give us the valuable suggestion. We will ensure it in work site.
8.5	What directions were given by labour officials?	About personal health and safety
8.6	What is the mode of compliance with such directions?	Action taken in field level as soon as possible
8.7	Are you facing any legal proceedings on labour issues in Labour Court/ Other?	None;

9. ACCIDENTS, EMERGENCIES AND INCIDENTS (Please provide Polder wise description of Facilities)		
9.1	What is the nature of accidents / emergencies usually occurring at a worksite like yours?	No accident so far has been taken place
9.2	Is a functioning First Aid available at the campsite / worksite?	Yes
9.3	Is functioning fire-fighting equipment available at the campsite / worksite?	Yes
9.4	Which is the nearest doctor / clinic / dispensary?	Within some kilometres, alert by mobile phone of which the number is known to all Chinese people (Chinese medical doctor available); doctor covers the four Polders
9.5	Which is the nearest hospital?	The nearest hospital is situated at Upazila head quarter. But there some clinic or satellite clinic

9. ACCIDENTS, EMERGENCIES AND INCIDENTS (Please provide Polder wise description of Facilities)		
		inside the polder. If any worker required critical services then he/she refer to Khulna or Dhaka. The contractor has own car for every camp site and CC block manufacturing site to transport he/she to Khulna or Dhaka.
9.6	Which is the nearest Police Station?	In any Polder, there is Police office close-by, within 10 km range. On the other hand, a team of 2-3 nos. police available in work camp site and cc block manufacturing site cum residential site. If required, they will help us. But even no situations arise to do this.
9.7	Are details of nearest doctor / clinic / dispensary / hospital / Police station available and prominently displayed at worksite / campsite?	Yes
9.8	What is the system of informing next of kin?	For the migrant worker, there is focal person to deal with the issue. The contact numbers of all workers are well documented. For the local worker, the system is same. Bengali senior staff employed by the Chinese contractor.
9.9	What is your familiarity with accident reporting procedures?	Chinese Contractor holds regular drills on procedures and protocols to enact in case of accidents
9.10	What is your familiarity with police reporting procedures?	We are well familiar to local police reporting system and we have their contact number and relation. So far, no such incident whereby Police is to be called upon. It is worthy to mention that Contractor site camps are secured by police protection permanently.
9.11	Is there any mechanism to address the workplace Sexual Harassment of Women at the project sites?	Yes (sanctions are known to Chinese workers and their bosses). Mechanism is there. We have gender policy. There is complaint system to mitigate sexual harassment. Finally, legal step can be applied where necessary;

Initial information on labour influx risks, requirements and implication for work package W-02 under CEIP-1

10. PROJECT DATA		
1.1	Name of Project	Coastal Embankment Improvement Project - Phase I (CEIP-1)
1.2	Contract Package	Package-2
1.3	Date of Commencement	12 th July, 2017
1.4	Date of Completion	30 th June, 2022
1.5	Location	Polder-39/2C, Polder-40/2, Polder-41/1, Polder-43/2C, Polder-47/2 & Polder-48
1.6	Name and Contact Information (email/phone) of Contractor	Chongqing International Construction Corporation cicobangladesh@gmail.com/+8801917264485
1.7	Name and Contact Information (email/phone) of all sub-Contractors	None
1.8	Type of Works (single site, linear, clustered and construction duration)	<ol style="list-style-type: none"> 1. Upgrading via new construction and re-sectioning of embankments with a length of about 209 km; 2. Excavation and re-excavation of drainage channels in the Polders with a total length of about 188 km; 3. Construction of 50 drainage sluices; 4. Repairing of 6 drainage sluices; 5. Construction of 73 flushing sluices; 6. Repairing of 8 flushing sluices; 7. Construction of embankment slope protection works with a total length of some 9.5km; 8. Construction of river bank protection works with a total length of 5.40 km; 9. Construction of 8 Khal Closing Closures with varying widths between 35m to 60m; 10. Dismantling of 36 drainage sluices, 70 flushing sluices and road pavement for about 50 km; 11. Construction of RCC Flood wall with a length of about 17km; 12. Construction of Road Pavement with a length of about 51km. <p>Construction duration: 59 months</p>

11. INITIAL SCREENING LABOR INFLUX REQUIREMENTS AND IMPLICATIONS		
2.1	Will the project potentially involves an influx of migrant workers? If yes, are there also foreign laborers mobilized on site?	Yes, scattering all over the construction sites. There are no foreign labours mobilized onsite.
2.2	Is the influx of non-local workforce significant for the local community?	Yes, these benefits are typically related to economic opportunities through employment and/or training by the project, or through selling goods and services. Other benefits include the provision of local infrastructure (e.g., access roads, power or water connection) which is developed for the project, and which serves the community beyond the project duration.
2.3	What are the opportunities for local laborers?	It will bring more employment opportunities to the local labours. It will improve the education status because of workers' training.
2.4	Frequency of outsider's visit	Normal
2.5	Environmental sensitivity of the project site	Fuel supply for cooking and heating, fuel storage area, by-pass road construction, sanitation, water supply and construction work.

2.6	Community experience with similar projects?	Embankment construction, Bridge construction and road pavement construction
-----	---	---

12. SOCIO-ECONOMIC CONSIDERATIONS		
3.1	How similar are local and migrant labour backgrounds? (cultural, religious and demographic considerations)	The labour no matter where they from are Bangladesh citizen. They almost have the same cultural and religious background. The demographics are shifted just from one region to another and there is no change on total demographics of Bangladesh.
3.2	Are there increased competitions for resources (e.g. accommodation, water, food, fuel) with the local community?	More water, electricity, medical services, transport, education and social services will be required with the execution of works.
3.3	Given local community characteristics any specific adverse impacts anticipated?	It will bring more influx of additional population and Increased pressure on accommodations and rents, Increase in traffic and related accidents

13. LOCAL COMMUNITY (Please provide Polder wise description of Facilities)				
4.1	Size of Local Population	Polder-39/2C: 84853, Polder-40/2: 41317, Polder 41/1: 41051, Polder-43/2C: 14851, Polder-47/2: 5411, Polder-48: 26260		
4.2	Working age population and capacity (education, skills, experience)	No information		
4.3	Working age population capacity	Education	Skill	Experience
		No information	No information	No information
4.4	Local capacity for infrastructure, services, utilities, health (please provide a short brief)	The health centre and hospital are available in local place.		
4.5	Availability of accommodation, food, water (please provide a short brief)	Accommodation, water and food is available to the local community.		
4.6	Are there any security considerations?	Yes		
4.7	Are there any marginalized, vulnerable, ethnic, indigenous- communities?	No		
	14. MAINTENANCE OF OTHER LABOR RECORDS			
5.1	Is a copy of photo ID of each labourer kept with the Contractor/ Sub-contractor?	Yes		
5.2	Is contact information of labour's next-of-kin kept for each labourer?	No		

15. LABOR PROFILE (Please provide Polder wise information)				
<i>This data is to be collected for each Polder where civil works has commenced, and cover the regular labour, temporary labour, labour hired through sub-contractors or labour contractors / groups.</i>				
6.1	Number of laborers by sex	<i>Male</i>		<i>Female</i>
		910		5
6.2	Number of laborers by skill	<i>Skilled</i>	<i>Semi-skilled</i>	<i>Unskilled</i>
		435	220	260
6.3	Number of laborers by origin	<i>Local (same or adjoining</i>	<i>Other districts</i>	<i>Other Country</i>
				<i>Total</i>

		<i>district)</i>			
		781	121	0	915
6.4	Number of laborers by age	18-25	25-50	Above 50	Total
		445	460	10	915
6.5	Source of labour	Contractor	Subcontractor	Independent	Other
		915			0
					Total 915

16. FACILITIES (Please provide Polder wise description of Facilities)				
7.1	Details of labour camps	Number	Permanent/Temp.	Location
		6	Temporary	Near the project site
7.2	Type of housing in labour camp on leased land (temporary shelters / kuchha / pukka)	Temporary shelter		
7.3	Is there any housing on public land like roadsides, open fields and other spaces?	Yes, there are housings on open field.		
7.4	Is there any housing in rented accommodation in residential areas? If so, who is it rented by?	Yes, it is rented by the Chinese Contractor as temporary shelter.		
7.5	How many laborers have families on/near worksite?	No information		
7.6	Likelihood of family members accompanying (visiting)	Not allowed		
7.7	Is drinking water available on site and at the campsite?	Yes		
7.8	Are latrines and urinals provided on site and at the campsite?	Yes		
7.9	Are First Aid facilities provided on site?	Yes		
7.10	Does a doctor visit the worksite / campsite regularly?	No, sometimes.		
7.11	Is there a tie-up with a hospital or dispensary near the worksite / campsite	Yes		
7.12	Is there a facility for cooking / canteen facility for all labour?	No		
7.13	Are leisure activities / facilities available for all labour	Yes		
7.14	Is transport to and from the worksite provided to labour?	Yes		

17. SUPERVISION BY LABOR OFFICIALS		
8.1	Has the worksite / campsite been inspected by a labour official?	No
8.2	How many times has the worksite / campsite been inspected by a labour official since commencement of work?	None
8.3	What documents were inspected by labour officials?	None
8.4	What documents were maintained and which ones were not?	None

8.5	What directions were given by labour officials?	None
8.6	What is the mode of compliance with such directions?	None
8.7	Are you facing any legal proceedings on labour issues in Labour Court/ Other?	No
18. ACCIDENTS, EMERGENCIES AND INCIDENTS (Please provide Polder wise description of Facilities)		
9.1	What is the nature of accidents / emergencies usually occurring at a worksite like yours?	Drowning, Injury from machine
9.2	Is a functioning First Aid available at the campsite / worksite?	Yes
9.3	Is functioning fire-fighting equipment available at the campsite / worksite?	Yes
9.4	Which is the nearest doctor / clinic / dispensary?	Polder-39/2C: Digital X-ray Clinic, 5 minutes by car away from the campsite, 01717-997-914, Kamrunnasar Polder-41/1: DR.Abudus salam M.B.B.S Ex-medical officer of Barguna general hospital, clinic-sharif x-ray clinic, Dispensary mouir medical hall. Polder-47/2: 1 km from our working site to the nearest dispensary Polder-48: 100 m from our temporary camps to the nearest dispensary but the doctor and clinic are 1 km away.
9.5	Which is the nearest hospital?	Polder-39/2C: Upazila Health Complex, 5 minutes by car away from the campsite, 01735-950-462, Fakrel Islam. Polder-41/1: Barguna sader hospital Polder-47/2: 10 km from our working site to the nearest hospital. Polder-48: the nearest hospital is 3 km towards the seaside.
9.6	Which is the nearest Police Station?	Polder-39/2C: Bhandaria Police station, 5 minutes by car away from the campsite, 01713-374-337, Kamruzzaman. Polder-41/1: Barguna sader police station. Polder-47/2: 8 km from our working site to the nearest police station. Polder-48: the nearest police station is 3 km approximately around the third bridge.
9.7	Are details of nearest doctor / clinic / dispensary / hospital / Police station available and prominently displayed at worksite / campsite?	Polder-39/2C: Yes, such information shall be printed on paper and displayed at the site office. Polder-41/1: DR.Abudus salam M.B.B.S Ex-medical officer of Barguna general hospital, clinic-sharif x-ray clinic, Dispensary mouir medical hall, Barguna sader hospital, Barguna sader police station, above mentioned details information is true and they are able to respond within short period and mentioned location is very nearest to our worksite. Polder-47/2: Yes. Such, information shall be printed on paper and displayed at the site office. Polder-48: Yes, such information shall be printed on paper and displayed at the site office.
9.8	What is the system of informing next of kin?	A phone number chat including all the Chinese people has been distributed to all working site/ campsite, anything happening at site will be reported immediately to the person who is in charge of corresponding issue.
9.9	What is your familiarity with accident reporting procedures?	For any accident happened at site, the foreman shall report to the site office and site manager immediately, and site office shall write on the accident logbook for records. Then site office shall report to the corresponded local government office.
9.10	What is your familiarity with police reporting procedures?	So far, no such incident whereby Police is to be called upon. The Contractor camps are secured by police.
9.11	Is there any mechanism to address the work place Sexual Harassment of Women at the project sites?	No, because all male workers at the project working at sites and the working place for female staff are limited in the camp and office.

Annex 3: Key Performance Indicators and Targets per PAD/RDPP

Project Development Objective Indicators						
To increase the area protected in selected polders from tidal flooding and frequent storm surges						
Indicator Name	Unit of Measure		Baseline	Actual (Previous)	Actual (Current)	Target
Gross area protected	ha	Value	0.00	40,968	41,661	66,012.00
	Sub Type	Date	22-Apr-2013	30 November-2021	31 December-2021	30-Jun-2022
		Comments		Area protected is in proportion to the share of embankment with earthwork completed.	Area protected is in proportion to the share of embankment with earthwork completed.	The end date was revised during the restructuring
Indicator Name	Unit of Measure		Baseline	Actual (Previous)	Actual (Current)	End Target
Direct project beneficiaries from increased resilience to climate change (number)	person	Value	0.00	394,049	402681	724,202.00
	Sub Type	Date	22-Apr-2013	30 November-2021	31 December-2021	30-Jun-2022
		Comments		Beneficiaries are in proportion to the share of embankment with earthwork completed	Beneficiaries are in proportion to the share of embankment with earthwork completed	The end date was revised during the restructuring
	Unit of Measure		Baseline	Actual (Previous)	Actual (Current)	End Target
Female beneficiaries	Percentage	Value	0.00	50.00	50.00	50.00
To improve agricultural production by reducing saline water intrusion in selected polders						
Indicator Name	Unit of Measure		Baseline	Actual (Previous)	Actual (Current)	End Target
Increase cropping intensity	Percentage	Value	140.00	140	140	180.00
	Sub Type	Date	22-Apr-2013	28-Feb-2021	28-Feb-2021	30-Jun-2022
		Comments			Will be calculated via end-line survey, though mid-line survey may also show results, in which case they will be reported.	The end date was revised during the restructuring

To improve the Government of Bangladesh's capacity to respond to an emergency						
Indicator Name	Unit of Measure		Baseline	Actual (Previous)	Actual (Current)	End Target
Contingent Emergency Appropriation	Text	Value	NA	N/A	N/A	Triggered if requested
	Sub Type	Date	22-Apr-2013	28-Feb-2021	28-Feb-2021	30-Jun-2022
		Comments			Not Triggered Yet	The end date was revised during the restructuring

Intermediate Results Indicators

Rehabilitation and Improvement of Polders

Indicator Name	Unit of Measure		Baseline	Actual (Previous)	Actual (Current)	End Target
Length of Upgraded Embankment	km	Value	0.00	244.700	249.382	408.00
	Sub Type	Date	22-Apr-2013	30 November-2021	31 December-2021	30-Jun-2022
		Comments		W-01: 182.284 Km (out of 200.617 Km) W-02: 62.416 Km (out of 208.101 Km)	W-01: 182.884 Km (out of 200.617 Km) W-02: 66.498 Km (out of 208.101 Km)	The end date was revised during the restructuring
Indicator Name	Unit of Measure		Baseline	Actual (Previous)	Actual (Current)	End Target
Drainage Structures replaced	Number	Value	0.00	56	57	88
	Sub Type	Date	22-Apr-2013	30 November-2021	31 December-2021	30-Jun-2022
		Comments		W-01: 38 number (out of 38) W-02: 18 number (out of 51)	W-01: 38 number (out of 38) W-02: 19 number (out of 51)	The end date was revised during the restructuring
Indicator Name	Unit of Measure		Baseline	Actual (Previous)	Actual (Current)	End Target
Drainage Structures Repaired	Number	Value	0.00	2	2	8
	Sub Type	Date	22-Apr-2013	30 November-2021	31 December-2021	30-Jun-2022
		Comments		W-01: 2 number (out of 2) W-02: 0 number (out of 6)	W-01: 2 number (out of 2) W-02: 0 number (out of 6)	The end date was revised during the restructuring
Indicator Name	Unit of Measure		Baseline	Actual (Previous)	Actual (Current)	End Target
Flushing Inlets Replaced	Number	Value	0.00	41	41	80
	Sub Type	Date	22-Apr-2013	30 November-2021	31 December-2021	30-Jun-2022
		Comments		W-01: 29 number (out of 29)	W-01: 29 number (out of 29)	The end date was revised during the restructuring

				W-02: 12 number (out of 51)	W-02: 12 number (out of 51)	
Indicator Name	Unit of Measure		Baseline	Actual (Previous)	Actual (Current)	End Target
Flushing inlets Repaired	Number	Value	0.00	15	15	44
	Sub Type	Date	22-Apr-2013	30 November-2021	31 December-2021	30-Jun-2022
		Comments		W-01: 14 number (out of 14) W-02: 1 number (out of 32)	W-01: 14 number (out of 14) W-02: 1 number (out of 32)	The end date was revised during the restructuring
Indicator Name	Unit of Measure		Baseline	Actual (Previous)	Actual (Current)	End Target
Length of Drainage Channels Upgraded	km	Value	0.00	215.46	215.607	305.00
	Sub Type	Date	22-Apr-2013	30 November-2021	31 December-2021	30-Jun-2022
		Comments		W-01: 136.799 Km (out of 150.299 Km) W-02: 78.658 Km (out of 154.931 Km)	W-01: 136.949 Km (out of 150.299 Km) W-02: 78.658 Km (out of 154.931 Km)	The end date was revised during the restructuring
Indicator Name	Unit of Measure		Baseline	Actual (Previous)	Actual (Current)	End Target
Length of River Bank Protection	km	Value	0.00	8.784	8.904	9.37
	Sub Type	Date	22-Apr-2013	30 November-2021	31 December-2021	30-Jun-2022
		Comments		W-01: 4.250 Km (out of 4.25 Km) W-02: 4.534 Km (out of 5.691 Km)	W-01: 4.250 Km (out of 4.25 Km) W-02: 4.654 Km (out of 5.691 Km)	The end date was revised during the restructuring
Indicator Name	Unit of Measure		Baseline	Actual (Previous)	Actual (Current)	End Target
Length of Slope Protection	km	Value	0.00	19.333	19.816	28.00
	Sub Type	Date	22-Apr-2013	30 November-2021	31 December-2021	30-Jun-2022
		Comments		W-01: 17.483 Km (out of 19.766 Km) W-02: 1.850 Km (out of 9.476 Km)	W-01: 17966 Km (out of 19.766 Km) W-02: 1.850 Km (out of 9.476 Km)	The end date was revised during the restructuring
Implementation of Social and Environmental Management Frameworks and Plans						
Indicator Name	Unit of Measure		Baseline	Actual (Previous)	Actual (Current)	End Target
Area Afforested	Ha	Value	0.00	340.60	340.60	600.00

	Sub Type	Date	22-Apr-2013	31-Jan-2021	31-Jan-2021	30-Jun-2022
		Comments		302.60 ha embankment plantation and 38.00 ha foreshore plantation	302.60 ha embankment plantation and 38.00 ha foreshore plantation	The end date was revised during the restructuring
Indicator Name	Unit of Measure		Baseline	Actual (Previous)	Actual (Current)	End Target
Water Management Association (WMA)	Number	Value	0.00	0	0	10.00
	Sub Type	Date	22-Apr-2013	31-Jan-2021	31-Jan-2021	30-Jun-2022
		Comments		WMG Registration: 125 (out of 143)	WMG Registration: 125 (out of 143)	The end date was revised during the restructuring
Construction Supervision, Project Monitoring and Evaluation, and Coastal Zone Monitoring						
Indicator Name	Unit of Measure		Baseline	Actual (Previous)	Actual (Current)	End Target
Improved coastal monitoring (Text)	Text	Value	Limited Data	In Progress	In Progress	1. Modelling of the long-term physical processes and other relevant phenomena (subsidence, climate change, river morphology etc.) (scale: macro, meso and micro). 2. An investment plan describing a phased polder improvement roadmap for Bangladesh Coast.
	Sub Type	Date	22-Apr-2013	30 November-2021	31 December-2021	30-Jun-2022
		Comments		1. Some of the interim Reports of Macro and Mesoscale Modelling have been received and currently those are being Other Modelling works are in progress 2. The investment plan is in progress, these are also linked to the completion of the modelling works, which are underway	1. Some of the interim Reports of Macro and Mesoscale Modelling have been received and currently those are being Other Modelling works are in progress 2. The investment plan is in progress, these are also linked to the completion of the modelling works, which are underway	Reflecting the scope of works of the analytics (long-term monitoring, research and analysis of the coastal zone). The end date was revised during the restructuring
Project Management, Technical Assistance, Training and Strategic Studies						
Indicator Name	Unit of Measure		Baseline	Actual (Previous)	Actual (Current)	End Target
BWDB Person Days of training provided	Number	Value	0.00	536.00	536.00	1,200.00

	Sub Type	Date	22-Apr-2013	22-Feb-2021	22-Feb-2021	30-Jun-2022
		Comments				The end date was revised during the restructuring
Indicator Name	Unit of Measure		Baseline	Actual (Previous)	Actual (Current)	End Target
Grievance Redress Committee (GRC)	Number	Value	0.00	36.00	36.00	36.00
	Sub Type	Date	22-Apr-2013	30 November-2021	31 December-2021	30-Jun-2022
		Comments		All Committees are formed and functional	All Committees are formed and functional	The end date was revised during the restructuring
Indicator Name	Unit of Measure		Baseline	Actual (Previous)	Actual (Current)	End Target
Detailed design of future 7 Polders (including EIA, RAP/LAP)	Number	Value	0.00	7.00	7.00	7.00
	Sub Type	Date	22-Apr-2013	30 November-2021	31 December-2021	30-Jun-2022
		Comments		All Design completed by consultant <ul style="list-style-type: none"> Embankment: Approved (all, 210.030 km) Drainage Channel – Design done, approval (7) DS: Design done (53), approval (52) FS: Design done (19), approval (19) RBP: Design done (0.800 km), approval (0.800) SPW: Design done (4.78), approval (4.78) EIAs for 6 polders being revised in line with the IPOE-vetted EIA for Polder 14/1	All Design completed by consultant <ul style="list-style-type: none"> Embankment: Approved (all, 210.030 km) Drainage Channel – Design done, approval (7) DS: Design done (53), approval (52) FS: Design done (19), approval (19) RBP: Design done (0.800 km), approval (0.800) SPW: Design done (4.78), approval (4.78) EIAs for 7 Polders of Package-3 have been cleared (approved) by the World Bank after accommodation of all responses of WB comments on them. 	The end date was revised during the restructuring Get update from CE Design Circle regarding package 3 design approval.